



HIRALAL BHAKAT COLLEGE

ESTD.- 1986

NALHATI, BIRBHUM, WEST BENGAL, PIN.- 731220
(Affiliated to the University of Burdwan and Re-accredited by NAAC)
Contact No.- +91 96476 20782
Email.- hbcollege@gmail.com
Website.- www.hbcnht.edu.in

Ref No.: HBC/BU/002/106-2023

Date: 12/09/2023

By ordinary post

To, The Inspector of Colleges
The University of Burdwan
Rajbati, Burdwan

Subject: Forwarding the feedback analysis report of
Hiralal Bhakat College of the session

Respective Sir/Madam,

The feedback analysis report of Hiralal Bhakat College of the session 2022-23 is forwarded herewith for your kind information.

Kindly find the said report of the feedbacks from the students, teachers, Alumni and guardians attached herewith and enlighten us with your valuable suggestions and oblige.

Yours Sincerely,

Principal
Hiralal Bhakat College
Nalhati, Birbhum



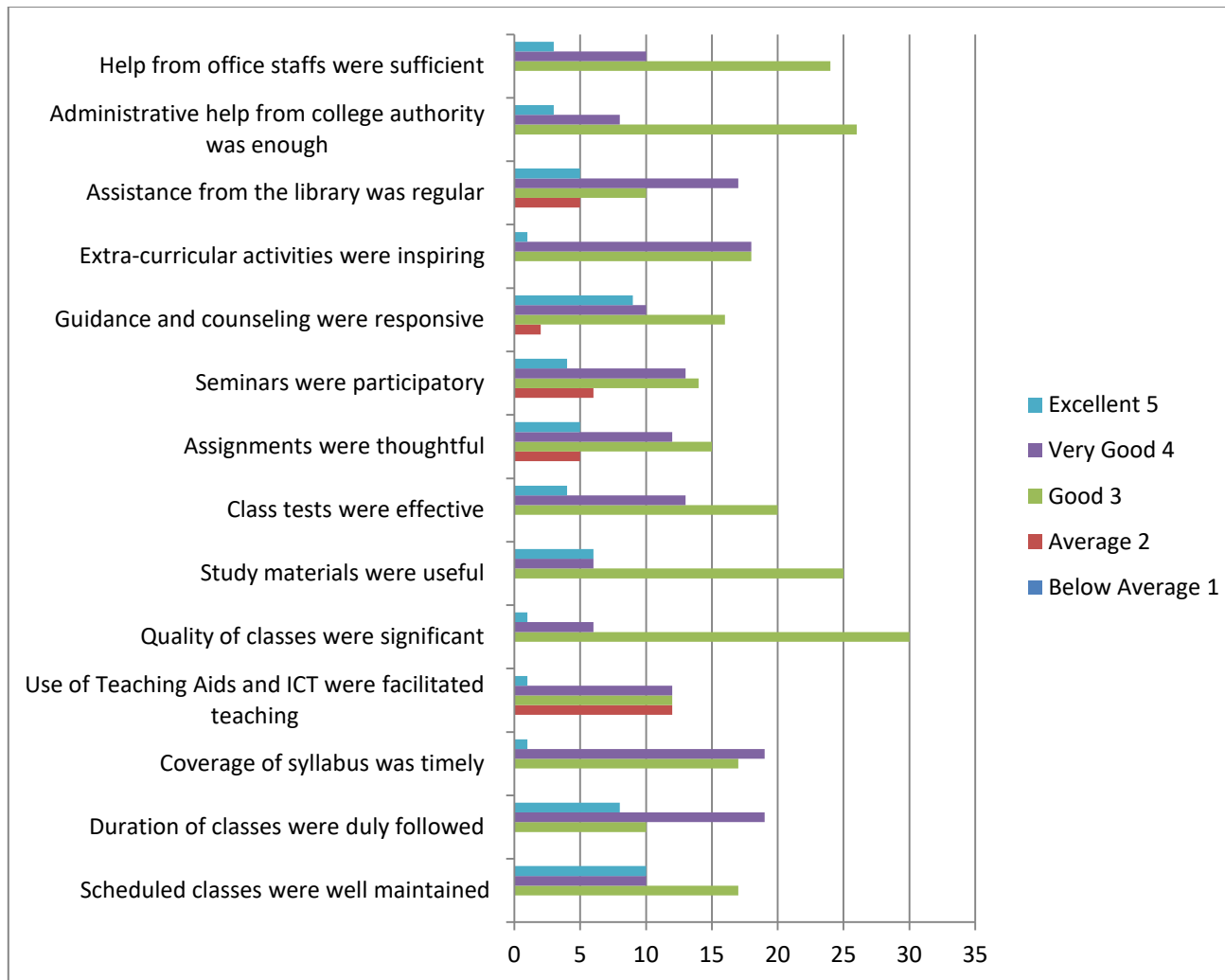
Department Wise Students' Feedback Report
Hiralal Bhakat College
Nalhati, Birbhum
Academic Year: 2022-2023

Analyzing Students' Feedback against specific parameters such as class routine, regularity, library staff cooperation, cleanliness, hygiene, approachability of principal, office staff cooperation, and teacher approachability reflects valuable insights into areas of strength and opportunities for improvement. By adopting a systematic approach to data analysis, our colleges can effectively address students' concerns, enhance the overall educational experience, and build trust within the educational community. Students' feedback analysis of each departments as well as the college has been summarized as below:

Sl. No.	Departments	Feedback Scenarios	Remarks																																																																														
1	Philosophy (08)	<table border="1" style="display: none;"> <caption>Feedback Data for Philosophy Department</caption> <thead> <tr> <th>Scenario</th> <th>Below Average (1)</th> <th>Average (2)</th> <th>Good (3)</th> <th>Very Good (4)</th> <th>Excellent (5)</th> </tr> </thead> <tbody> <tr> <td>Help from office staffs were sufficient</td> <td>0</td> <td>0</td> <td>0</td> <td>7</td> <td>1</td> </tr> <tr> <td>Assistance from the library was regular</td> <td>0</td> <td>0</td> <td>5</td> <td>3</td> <td>0</td> </tr> <tr> <td>Extra-curricular activities were inspiring</td> <td>0</td> <td>0</td> <td>0</td> <td>6</td> <td>2</td> </tr> <tr> <td>Guidance and counseling were responsive</td> <td>0</td> <td>0</td> <td>0</td> <td>6</td> <td>2</td> </tr> <tr> <td>Seminars were participatory</td> <td>0</td> <td>0</td> <td>4</td> <td>4</td> <td>0</td> </tr> <tr> <td>Assignments were thoughtful</td> <td>0</td> <td>0</td> <td>0</td> <td>8</td> <td>0</td> </tr> <tr> <td>Class tests were effective</td> <td>0</td> <td>0</td> <td>0</td> <td>4</td> <td>4</td> </tr> <tr> <td>Study materials were useful</td> <td>0</td> <td>0</td> <td>0</td> <td>5</td> <td>3</td> </tr> <tr> <td>Quality of classes were significant</td> <td>0</td> <td>0</td> <td>0</td> <td>6</td> <td>2</td> </tr> <tr> <td>Coverage of syllabus was timely</td> <td>0</td> <td>0</td> <td>0</td> <td>7</td> <td>1</td> </tr> <tr> <td>Duration of classes were duly followed</td> <td>0</td> <td>0</td> <td>0</td> <td>4</td> <td>4</td> </tr> <tr> <td>Scheduled classes were well maintained</td> <td>0</td> <td>0</td> <td>0</td> <td>6</td> <td>2</td> </tr> </tbody> </table>	Scenario	Below Average (1)	Average (2)	Good (3)	Very Good (4)	Excellent (5)	Help from office staffs were sufficient	0	0	0	7	1	Assistance from the library was regular	0	0	5	3	0	Extra-curricular activities were inspiring	0	0	0	6	2	Guidance and counseling were responsive	0	0	0	6	2	Seminars were participatory	0	0	4	4	0	Assignments were thoughtful	0	0	0	8	0	Class tests were effective	0	0	0	4	4	Study materials were useful	0	0	0	5	3	Quality of classes were significant	0	0	0	6	2	Coverage of syllabus was timely	0	0	0	7	1	Duration of classes were duly followed	0	0	0	4	4	Scheduled classes were well maintained	0	0	0	6	2	<p>Students' Feedback Form in Philosophy department based on a rating scale ranging from "Below Average" to "Excellent" against specific parameters has been analyzed. Here the overall reflection of the concerned students indicates a satisfactory level, ranges between Very "Good" to "Excellent". A few below rating feedbacks are also indicates some weaknesses which must be overcome very soon from our college end.</p>
Scenario	Below Average (1)	Average (2)	Good (3)	Very Good (4)	Excellent (5)																																																																												
Help from office staffs were sufficient	0	0	0	7	1																																																																												
Assistance from the library was regular	0	0	5	3	0																																																																												
Extra-curricular activities were inspiring	0	0	0	6	2																																																																												
Guidance and counseling were responsive	0	0	0	6	2																																																																												
Seminars were participatory	0	0	4	4	0																																																																												
Assignments were thoughtful	0	0	0	8	0																																																																												
Class tests were effective	0	0	0	4	4																																																																												
Study materials were useful	0	0	0	5	3																																																																												
Quality of classes were significant	0	0	0	6	2																																																																												
Coverage of syllabus was timely	0	0	0	7	1																																																																												
Duration of classes were duly followed	0	0	0	4	4																																																																												
Scheduled classes were well maintained	0	0	0	6	2																																																																												

2

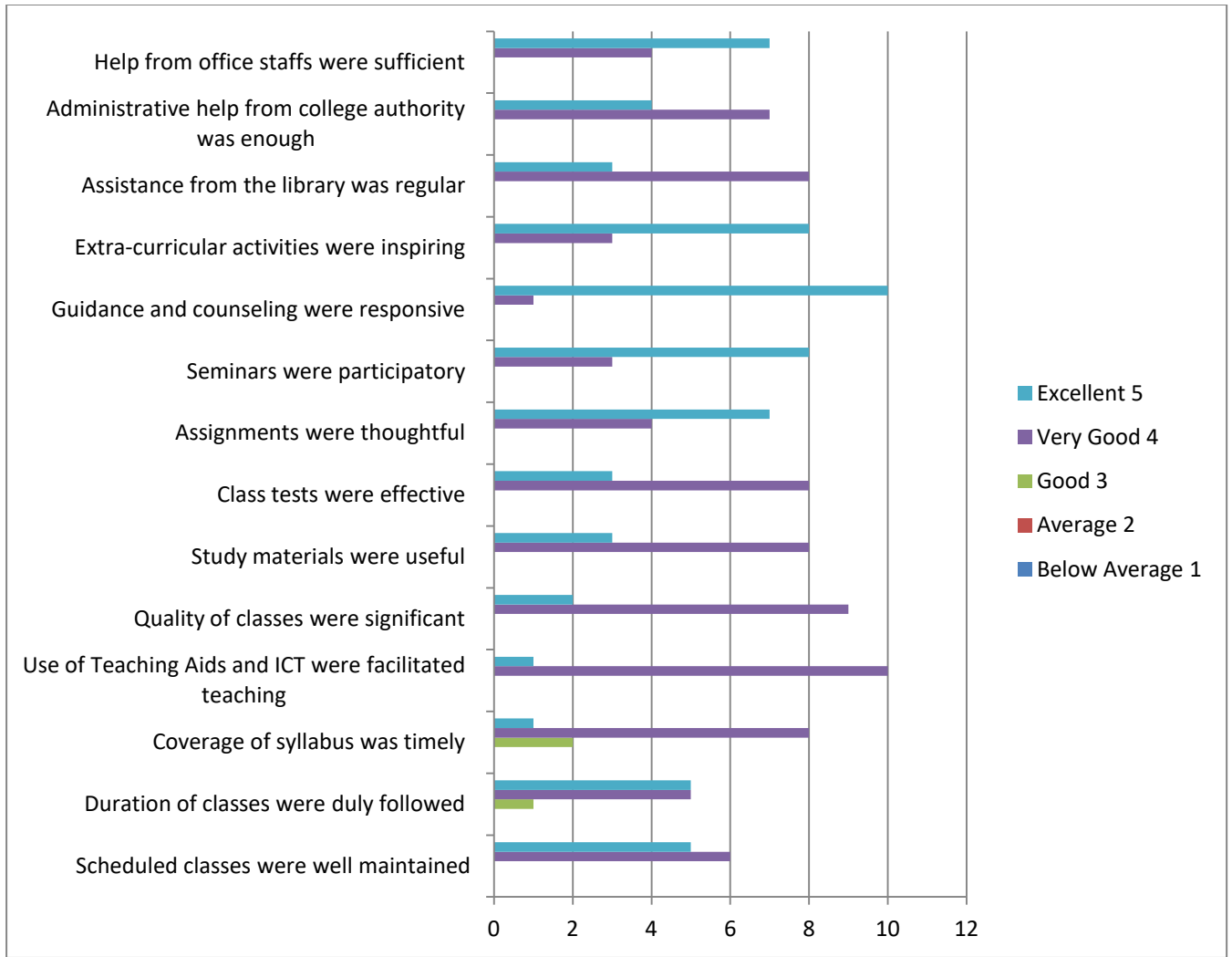
History (37)



This report presents an analysis of Student feedback collected for the History Department, focusing on 37 responses. The feedback indicates a positive perception of the department's performance, with results ranging from "Good" to "Very Good to Excellent." The strength of teaching faculty increased in this academic year. The overall performance of the department improved in a specific direction like quality of classes, Guidance and counseling etc.

3

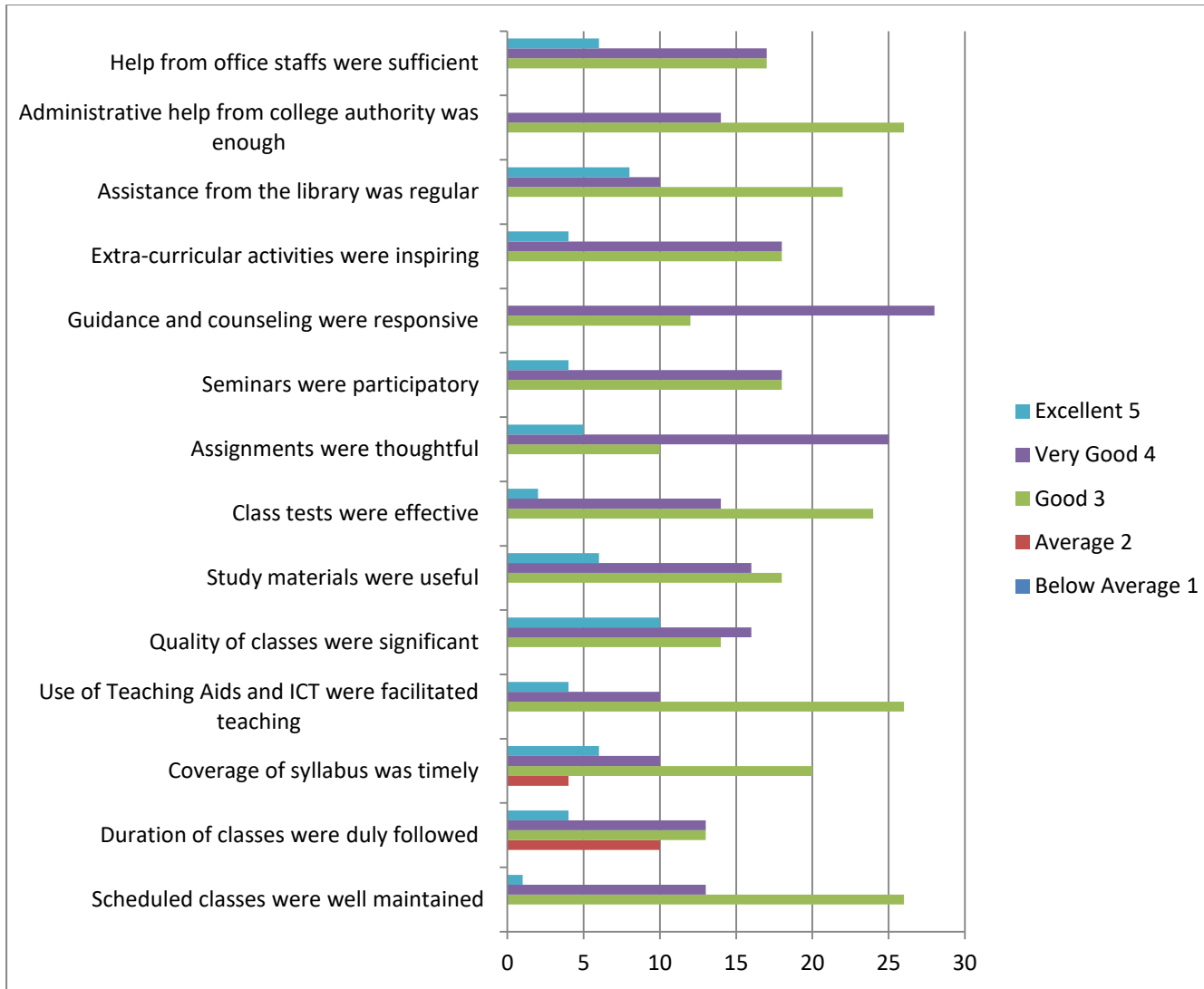
Geography
(11)



The feedback received from students for the Geography Department indicates a high level of satisfaction and appreciation for the department's performance. The accolades received for teaching excellence, curriculum relevance, faculty support, and facilities highlight the department's commitment to providing a high-quality educational experience that meets and exceeds students' expectations. The strength of teaching faculty increased in this academic year. The feedback indicates a very positive perception of the department's performance, with results ranging from "Very Good" to "Excellent."

4

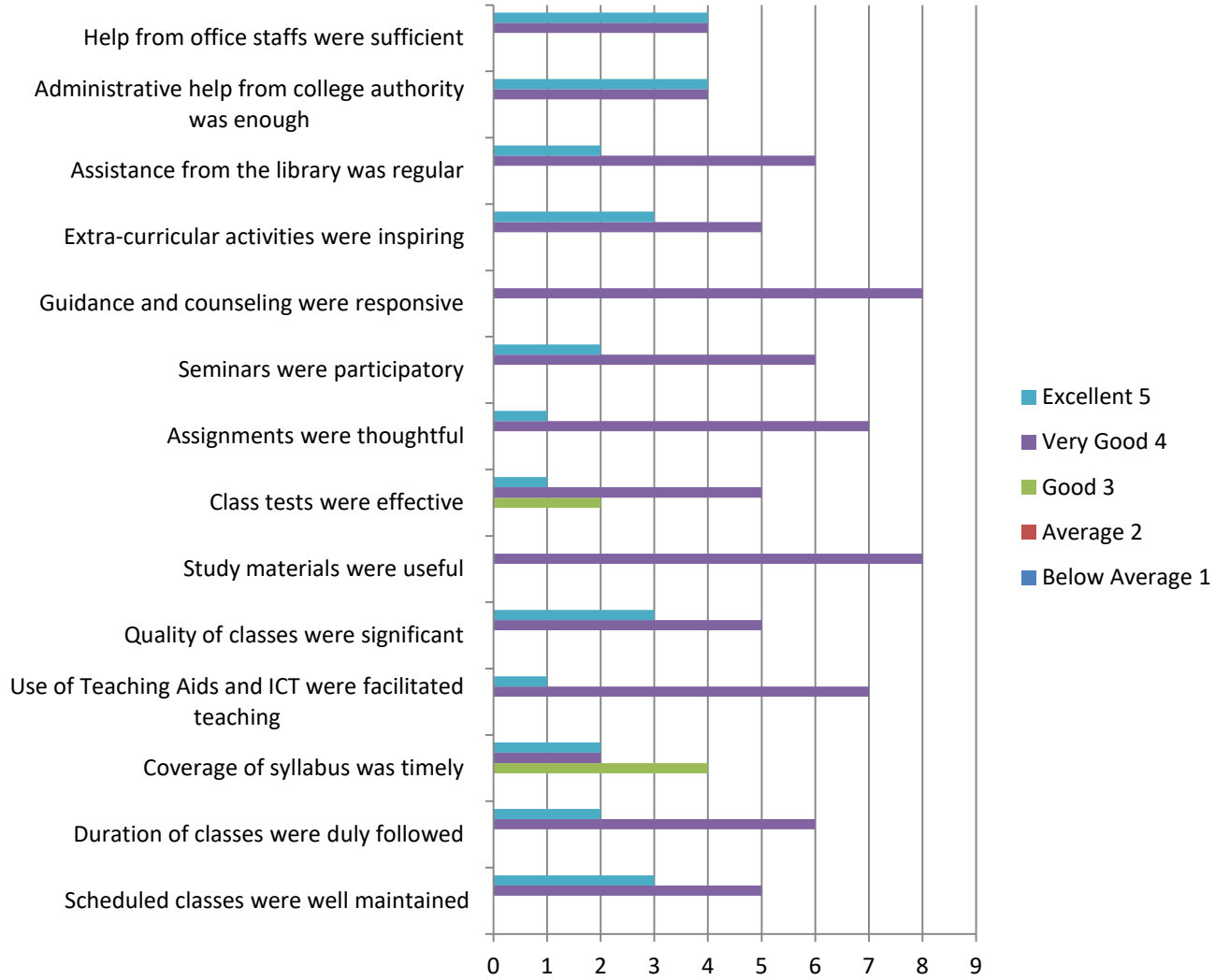
English (40)



The feedback received from students for the English Department indicates a high level of satisfaction and appreciation for the department's performance. The accolades received for teaching excellence, curriculum relevance, faculty support, and facilities highlight the department's commitment to providing a high-quality educational experience that meets and exceeds students' expectations.

5

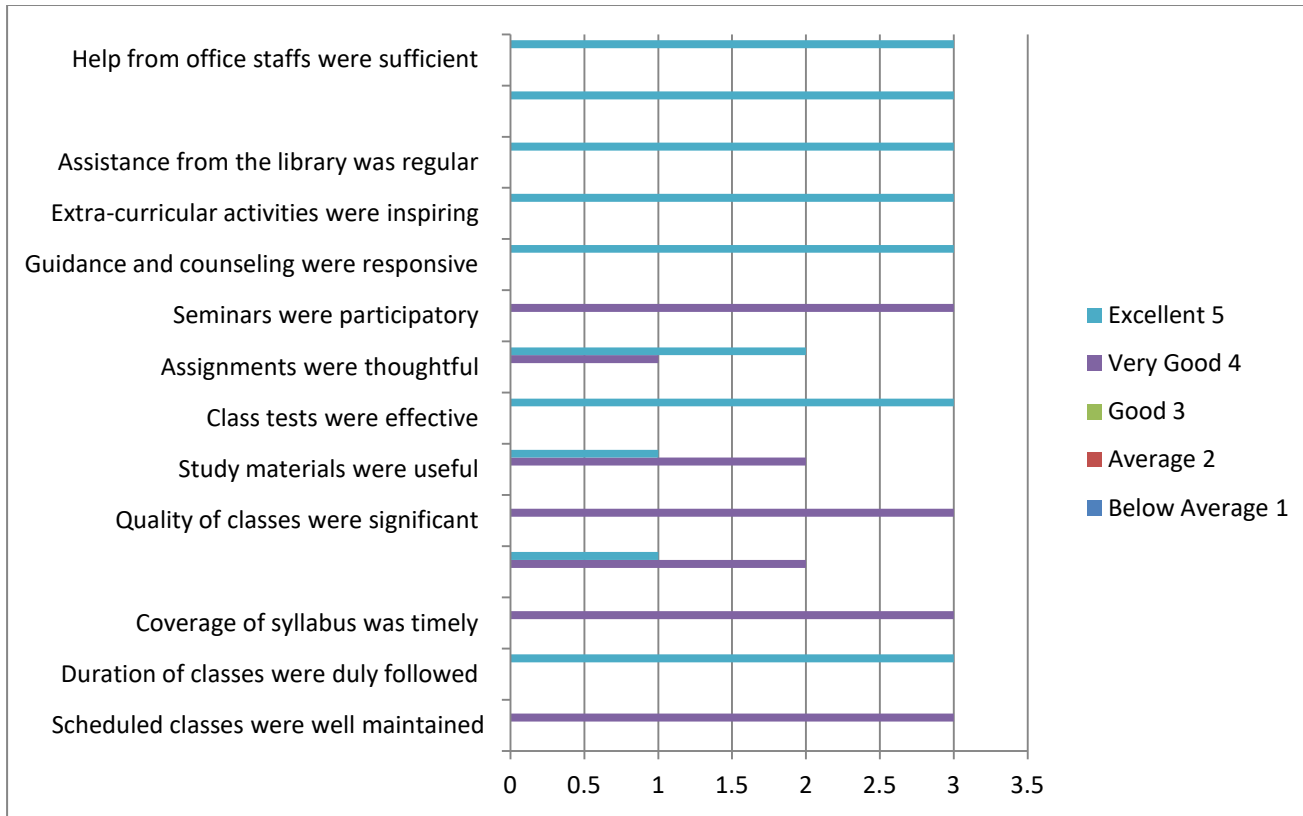
Sanskrit (08)



This report presents an analysis of student feedback collected for the Sanskrit Department, focusing on 08 responses. The feedback indicates a positive perception of the department's performance, with results ranging from "Good" to "Very Good" to "Excellent."

6

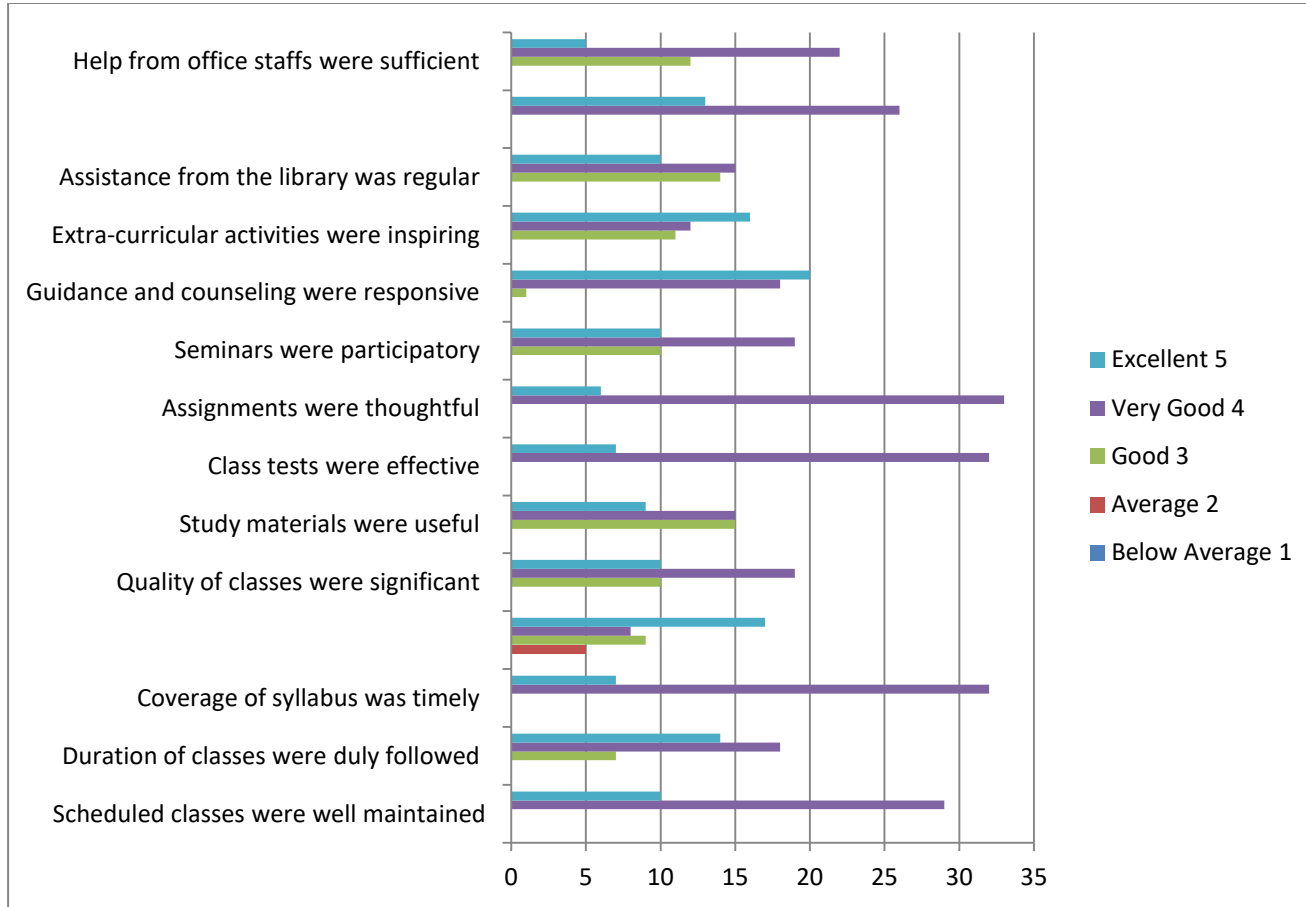
Commerce
(03)



This report presents an analysis of students' feedback collected for the Commerce Department, focusing on 03 responses. The feedback indicates a positive perception of the department's performance, with results ranging from "Very good" to "Excellent"

7

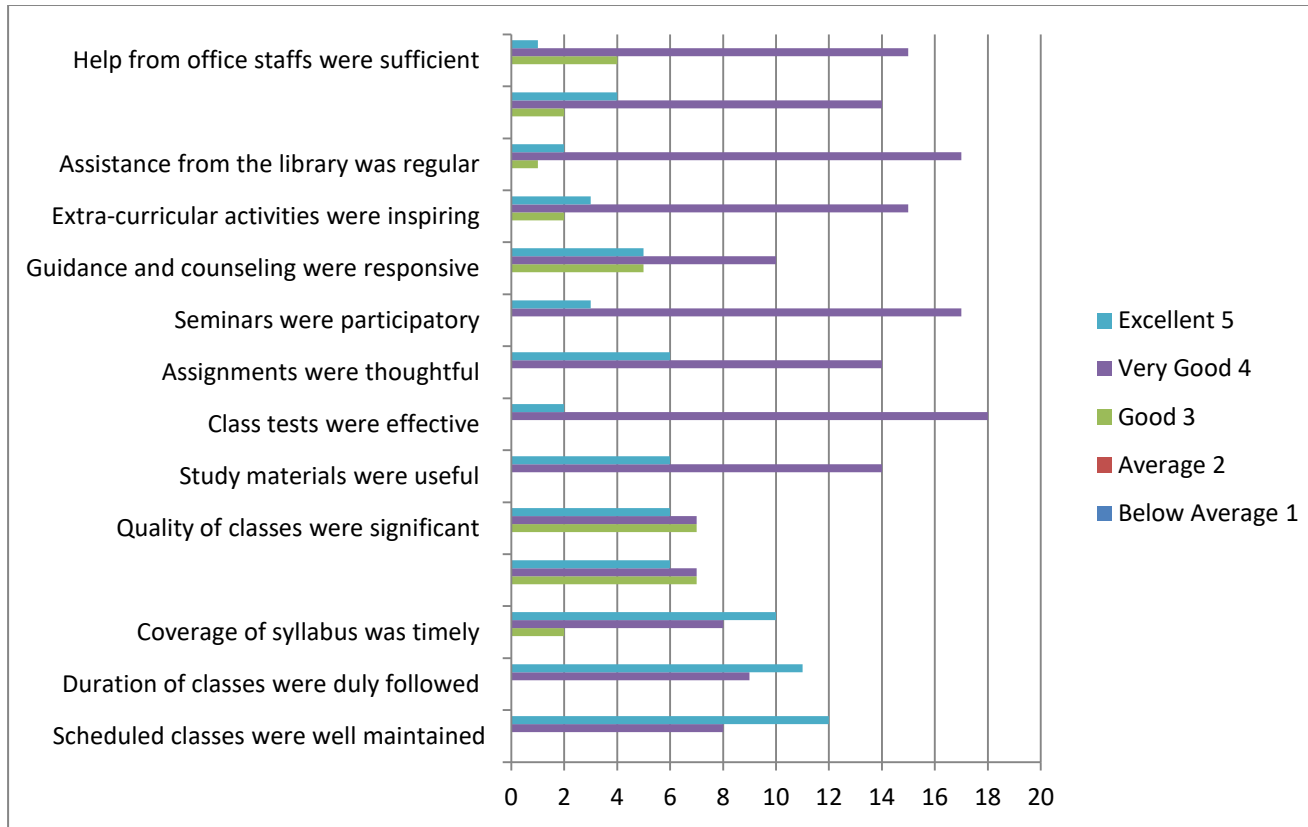
Bengali (39)



This report presents an analysis of student feedback collected for the Bengali Department, focusing on 39 responses. The feedback indicates a satisfactory to very good level of satisfaction with the department's performance. The strength of teaching faculty increased in this academic year, which enhances the departmental performance a lot.

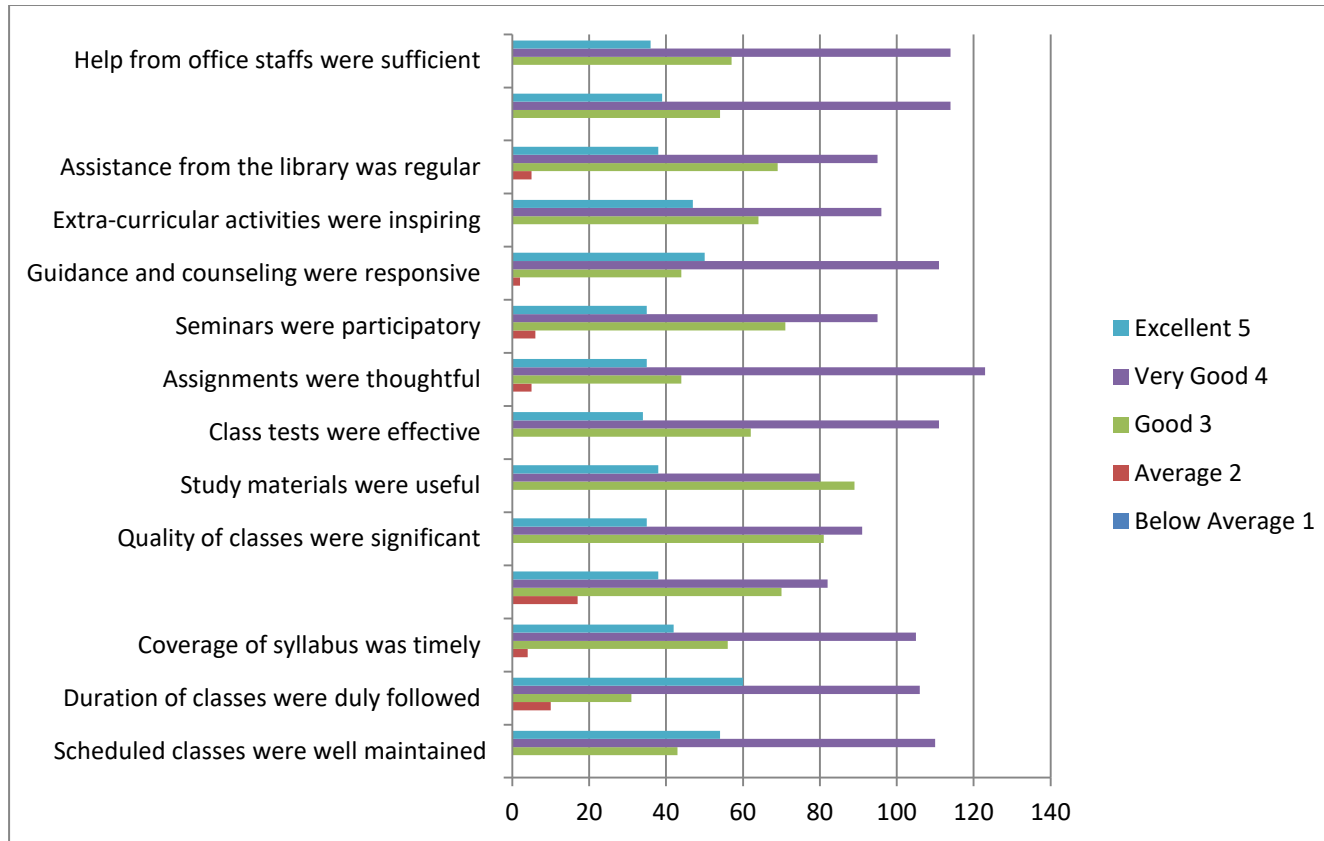
8

Political Science (20)



The feedback received from students for the political Science Department indicates a generally positive perception and satisfaction with the department's performance. While the majority of feedback falls within the "Very Good" and "Satisfactory" categories, there is room for improvement in certain areas to elevate the department's performance further.

9	Physical Education, Mathematics, Urdu, Arabic, Physics, Computer Science (41)	<p>The chart displays the following data for each parameter:</p> <table border="1"> <thead> <tr> <th>Parameter</th> <th>Excellent (5)</th> <th>Very Good (4)</th> <th>Good (3)</th> <th>Average (2)</th> <th>Below Average (1)</th> </tr> </thead> <tbody> <tr> <td>Help from office staffs were sufficient</td> <td>0</td> <td>35</td> <td>0</td> <td>0</td> <td>0</td> </tr> <tr> <td>Assistance from the library was regular</td> <td>5</td> <td>19</td> <td>17</td> <td>0</td> <td>0</td> </tr> <tr> <td>Extra-curricular activities were inspiring</td> <td>7</td> <td>19</td> <td>15</td> <td>0</td> <td>0</td> </tr> <tr> <td>Guidance and counseling were responsive</td> <td>1</td> <td>30</td> <td>10</td> <td>0</td> <td>0</td> </tr> <tr> <td>Seminars were participatory</td> <td>4</td> <td>12</td> <td>25</td> <td>0</td> <td>0</td> </tr> <tr> <td>Assignments were thoughtful</td> <td>3</td> <td>19</td> <td>19</td> <td>0</td> <td>0</td> </tr> <tr> <td>Class tests were effective</td> <td>8</td> <td>17</td> <td>16</td> <td>0</td> <td>0</td> </tr> <tr> <td>Study materials were useful</td> <td>4</td> <td>6</td> <td>31</td> <td>0</td> <td>0</td> </tr> <tr> <td>Quality of classes were significant</td> <td>1</td> <td>20</td> <td>20</td> <td>0</td> <td>0</td> </tr> <tr> <td>Coverage of syllabus was timely</td> <td>7</td> <td>18</td> <td>16</td> <td>0</td> <td>0</td> </tr> <tr> <td>Duration of classes were duly followed</td> <td>9</td> <td>32</td> <td>0</td> <td>0</td> <td>0</td> </tr> <tr> <td>Scheduled classes were well maintained</td> <td>11</td> <td>30</td> <td>0</td> <td>0</td> <td>0</td> </tr> </tbody> </table>	Parameter	Excellent (5)	Very Good (4)	Good (3)	Average (2)	Below Average (1)	Help from office staffs were sufficient	0	35	0	0	0	Assistance from the library was regular	5	19	17	0	0	Extra-curricular activities were inspiring	7	19	15	0	0	Guidance and counseling were responsive	1	30	10	0	0	Seminars were participatory	4	12	25	0	0	Assignments were thoughtful	3	19	19	0	0	Class tests were effective	8	17	16	0	0	Study materials were useful	4	6	31	0	0	Quality of classes were significant	1	20	20	0	0	Coverage of syllabus was timely	7	18	16	0	0	Duration of classes were duly followed	9	32	0	0	0	Scheduled classes were well maintained	11	30	0	0	0	<p>The feedback received from students for the Department of Physical Education, Mathematics, Urdu, Arabic, Physics, and Computer Science (41) indicates a generally positive perception and satisfaction with the department's performance. While the majority of feedback falls within the "very Good" and "Excellent" categories. Despite all these there is room for improvement in certain areas to elevate the department's performance further.</p>
Parameter	Excellent (5)	Very Good (4)	Good (3)	Average (2)	Below Average (1)																																																																												
Help from office staffs were sufficient	0	35	0	0	0																																																																												
Assistance from the library was regular	5	19	17	0	0																																																																												
Extra-curricular activities were inspiring	7	19	15	0	0																																																																												
Guidance and counseling were responsive	1	30	10	0	0																																																																												
Seminars were participatory	4	12	25	0	0																																																																												
Assignments were thoughtful	3	19	19	0	0																																																																												
Class tests were effective	8	17	16	0	0																																																																												
Study materials were useful	4	6	31	0	0																																																																												
Quality of classes were significant	1	20	20	0	0																																																																												
Coverage of syllabus was timely	7	18	16	0	0																																																																												
Duration of classes were duly followed	9	32	0	0	0																																																																												
Scheduled classes were well maintained	11	30	0	0	0																																																																												
10	College Overall (214)		<p>The feedback received from students across various parameters indicates a generally</p>																																																																														

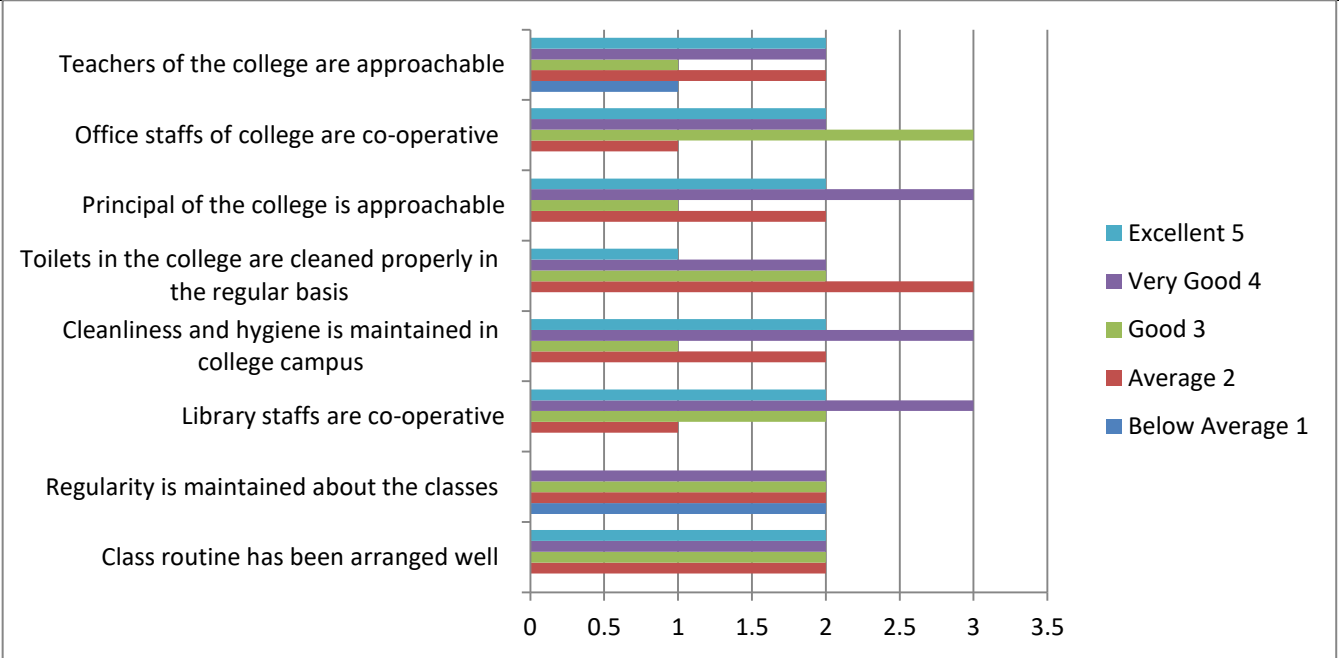


very positive perception of the college's performance. While the majority of feedback is positive, there are areas that require attention and improvement to enhance the overall satisfaction levels. Last few years lots of initiative has been taken. But still now improvements are require in various ground. For providing effective teaching learning environment lots of initiative have to adopt in future.

11	Conclusion	This report offers a comprehensive overview of the student feedback received across different parameters related to the college's performance. It serves as a valuable resource for the college administration, faculty, and stakeholders to understand student perceptions, identify strengths and areas for improvement, and make informed decisions to enhance the overall educational experience and satisfaction levels within the college community.	
----	------------	--	--

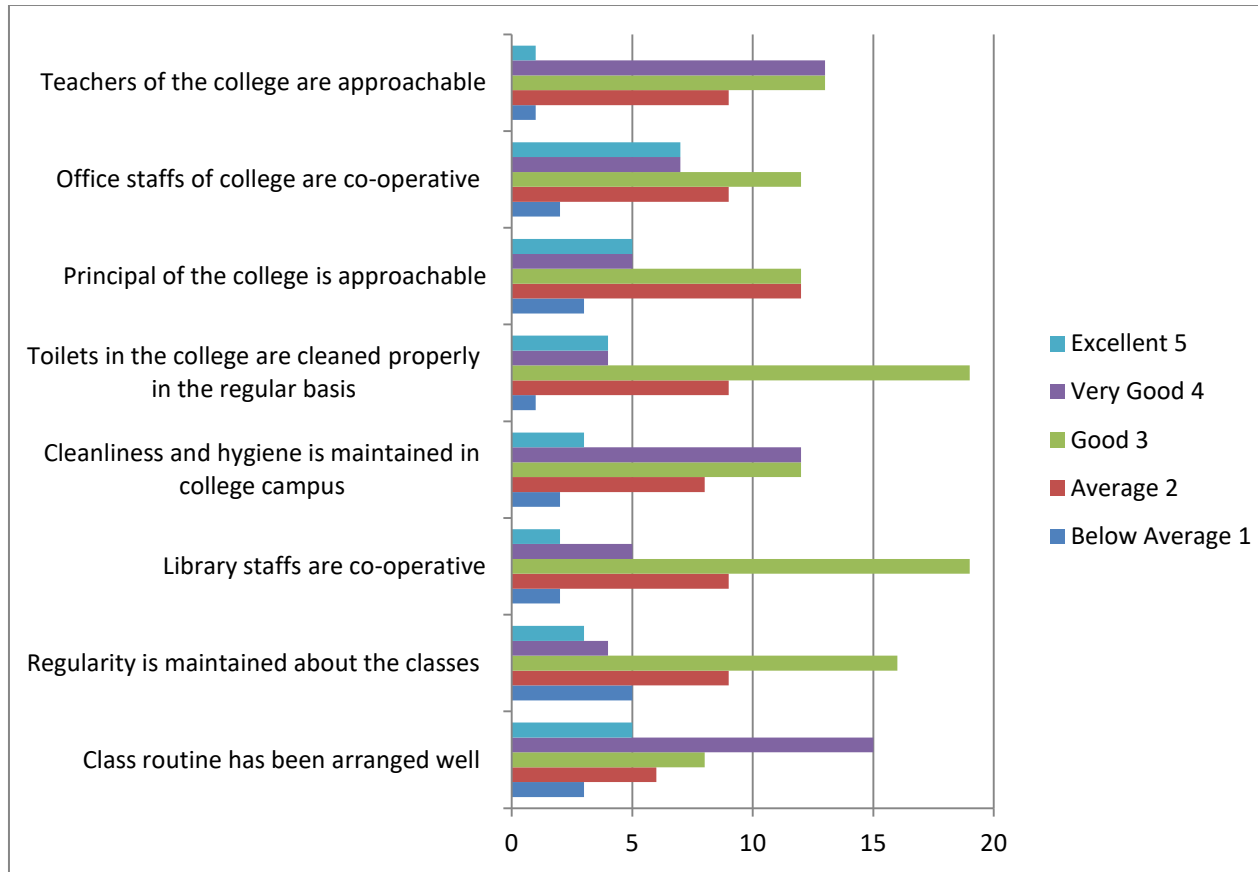
Parents' Feedback Analysis 2022-23
Hiralal Bhakat College
Nalhati, Birbhum

Analyzing parents' feedback against specific parameters such as class routine, regularity, library staff cooperation, cleanliness, hygiene, approachability of principal, office staff cooperation, and teacher approachability reflects valuable insights into areas of strength and opportunities for improvement. By adopting a systematic approach to data analysis, our colleges can effectively address parents' concerns, enhance the overall educational experience, and build trust within the educational community. Parents' feedback analysis of each departments as well as the college has been summarized as below:

Sl. No.	Departments	Feedback Scenarios	Remarks
1	Philosophy		<p>Parents' feedback in Philosophy department based on a rating scale ranging from "Below Average" to "Excellent" against specific parameters has been analyzed. Here the overall reflection of the concerned parents indicates a satisfactory level. Some below rating feedbacks are also indicates some weaknesses which must be overcome very soon from our college end.</p>

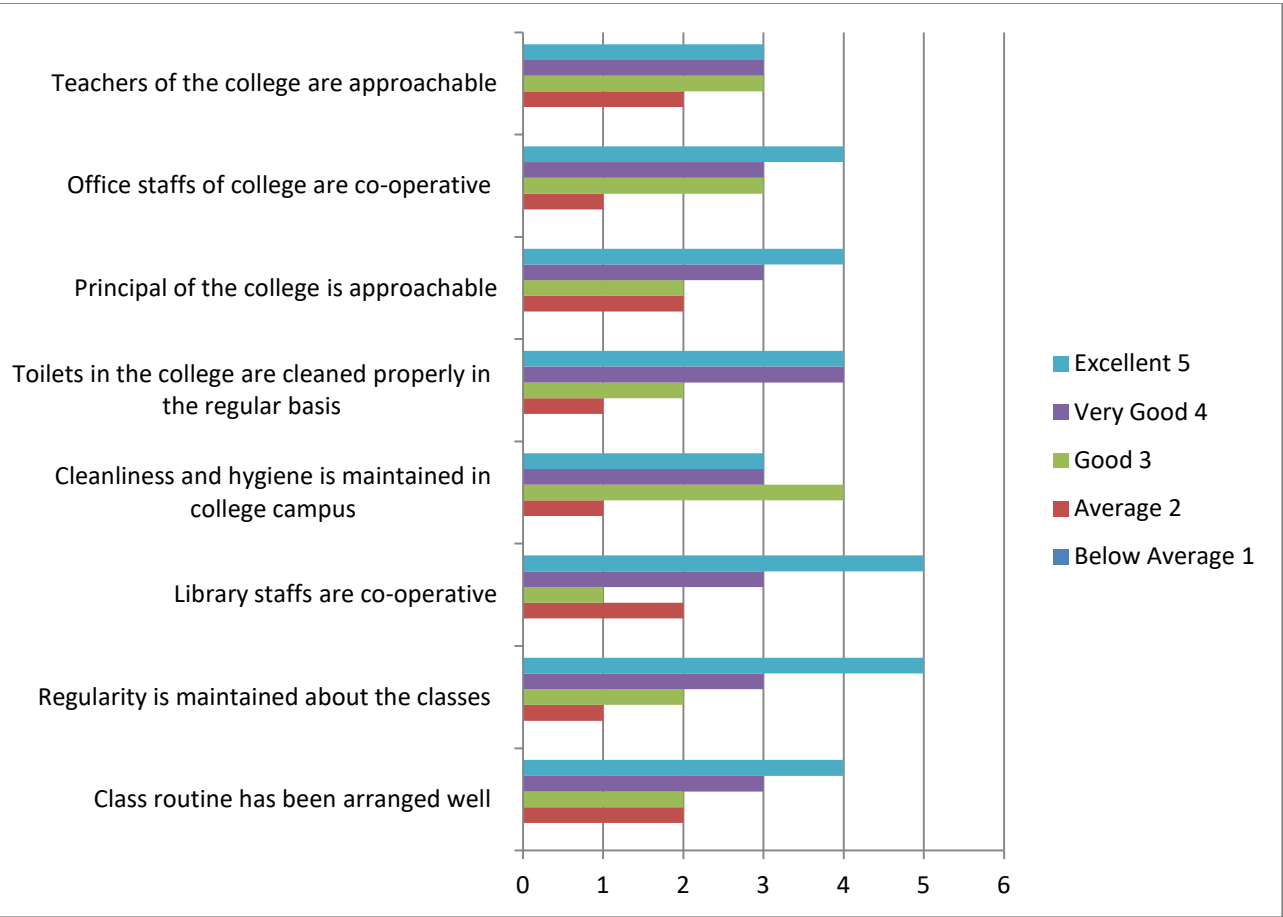
2

History



This report presents an analysis of parent feedback collected for the History Department, focusing on 21 responses. The feedback indicates a positive perception of the department's performance, with results ranging from "Good" to "Very Good."

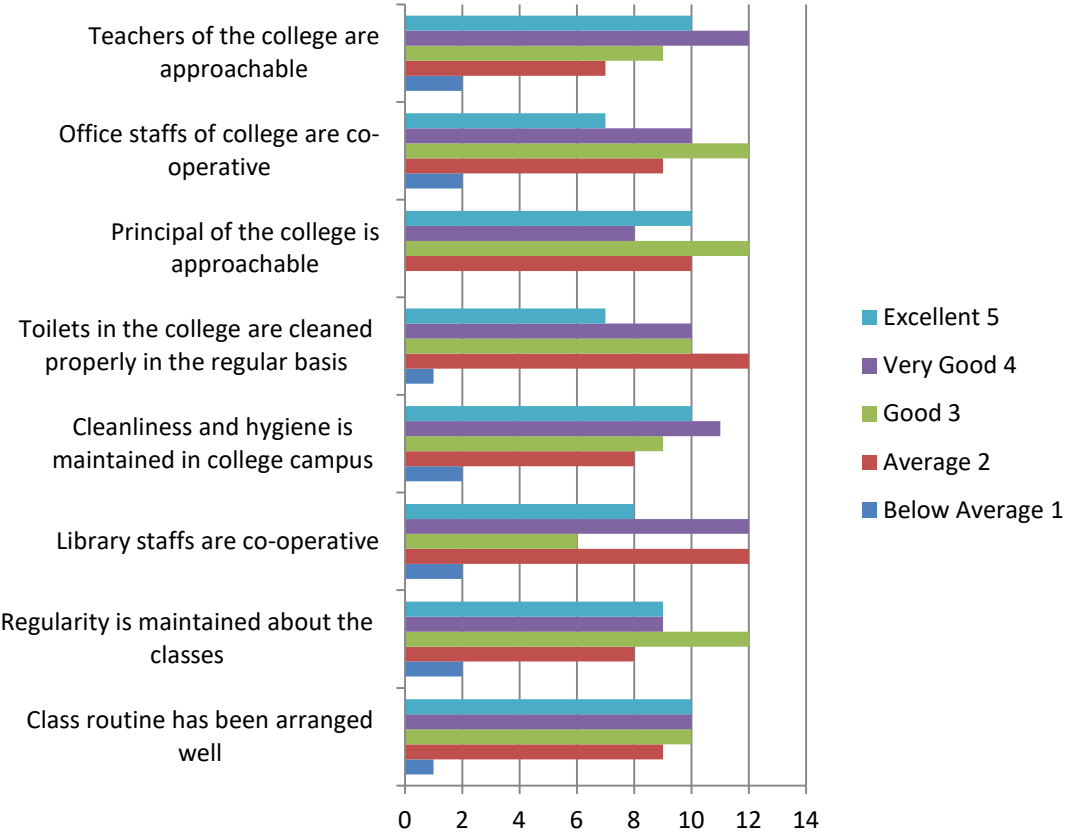
3 Geography



The feedback received from parents for the Geography Department indicates a high level of satisfaction and appreciation for the department's performance. The accolades received for teaching excellence, curriculum relevance, faculty support, and facilities highlight the department's commitment to providing a high-quality educational experience that meets and exceeds parents' expectations.

4

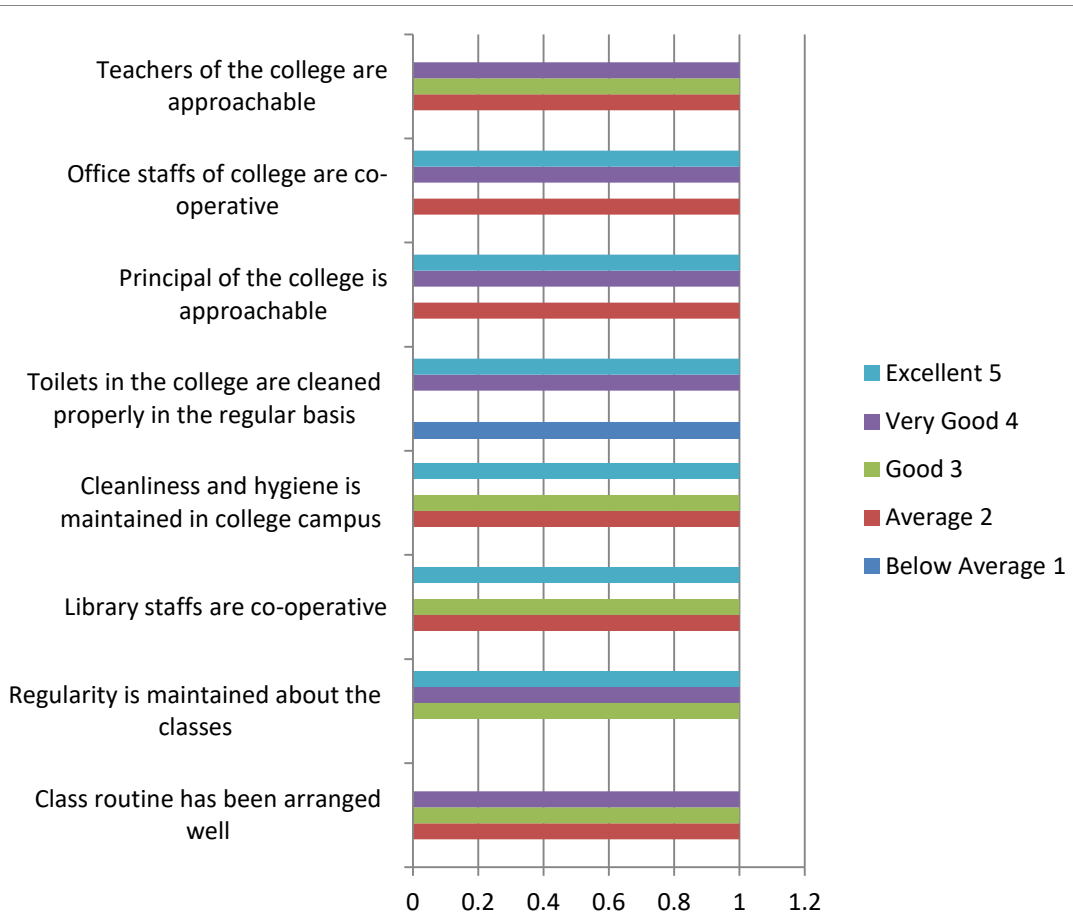
English



The feedback received from parents for the English Department indicates a high level of satisfaction and appreciation for the department's performance. The accolades received for teaching excellence, curriculum relevance, faculty support, and facilities highlight the department's commitment to providing a high-quality educational experience that meets and exceeds parents' expectations.

5

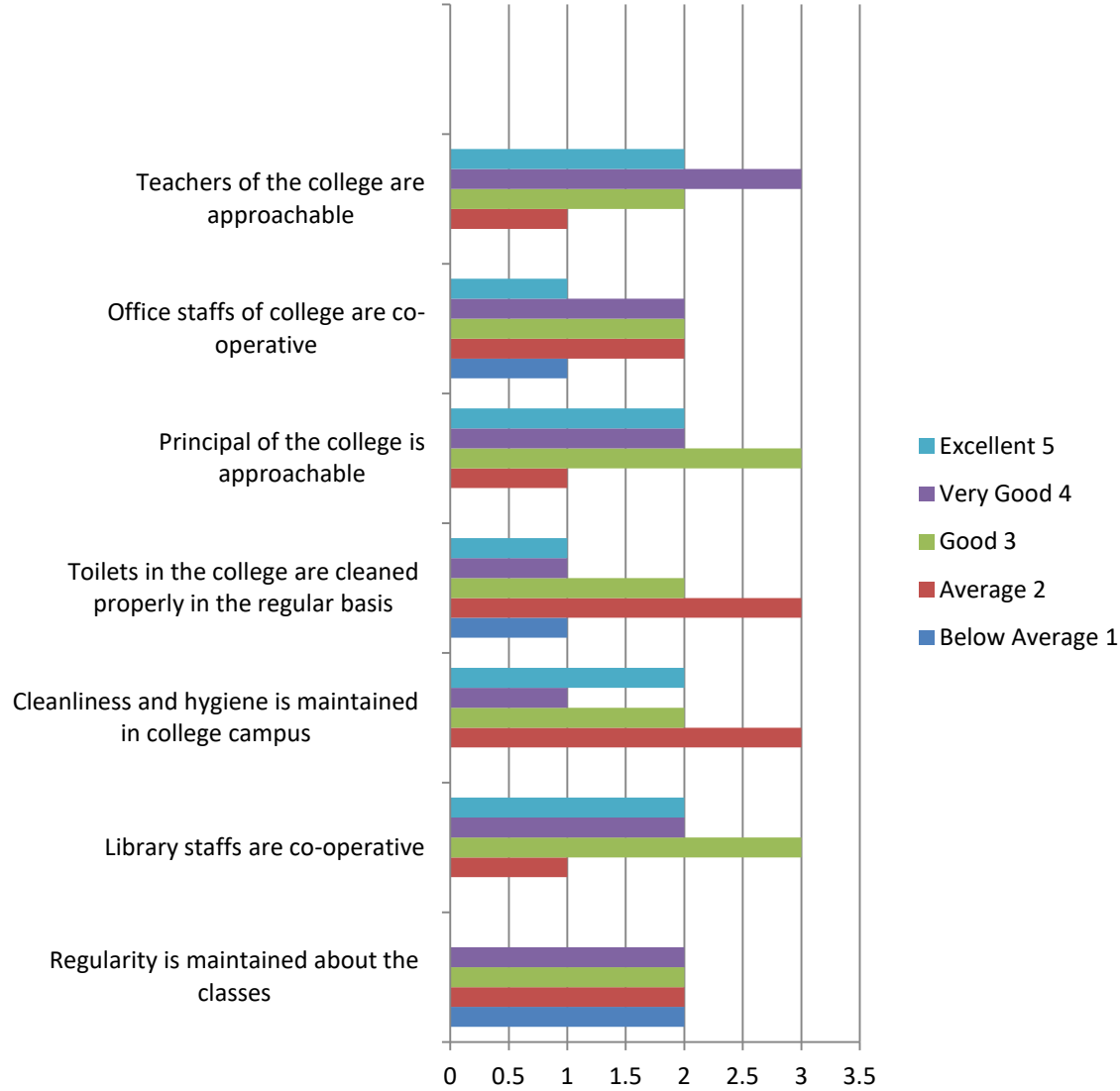
Commerce



This report presents an analysis of parents' feedback collected for the Commerce Department, focusing on 03 responses. The feedback indicates a positive perception of the department's performance, with results ranging from "Good" to "Very Good" to "Excellent."

6

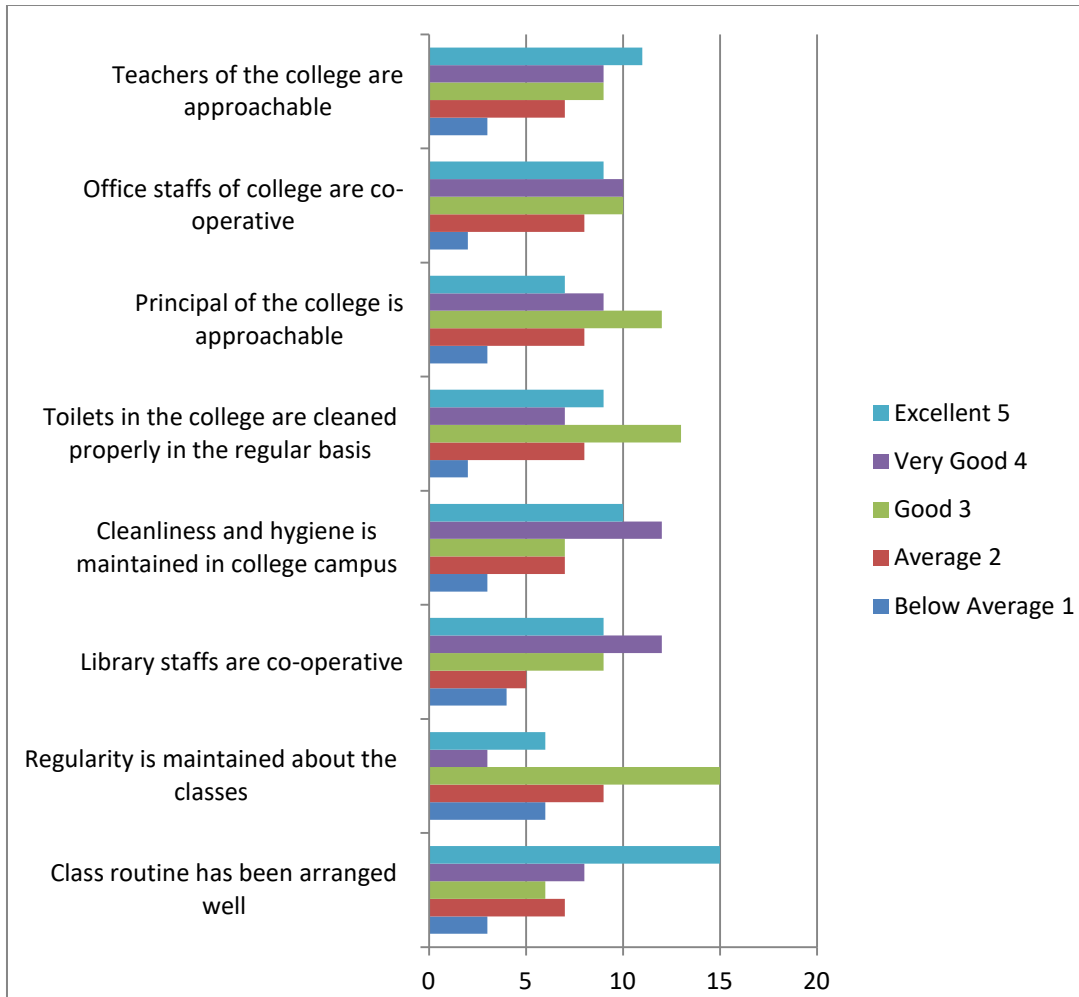
Sanskrit



This report presents an analysis of parent feedback collected for the Sanskrit Department, focusing on 12 responses. The feedback indicates a positive perception of the department's performance, with results ranging from "Good" to "Very Good" to "Excellent."

7

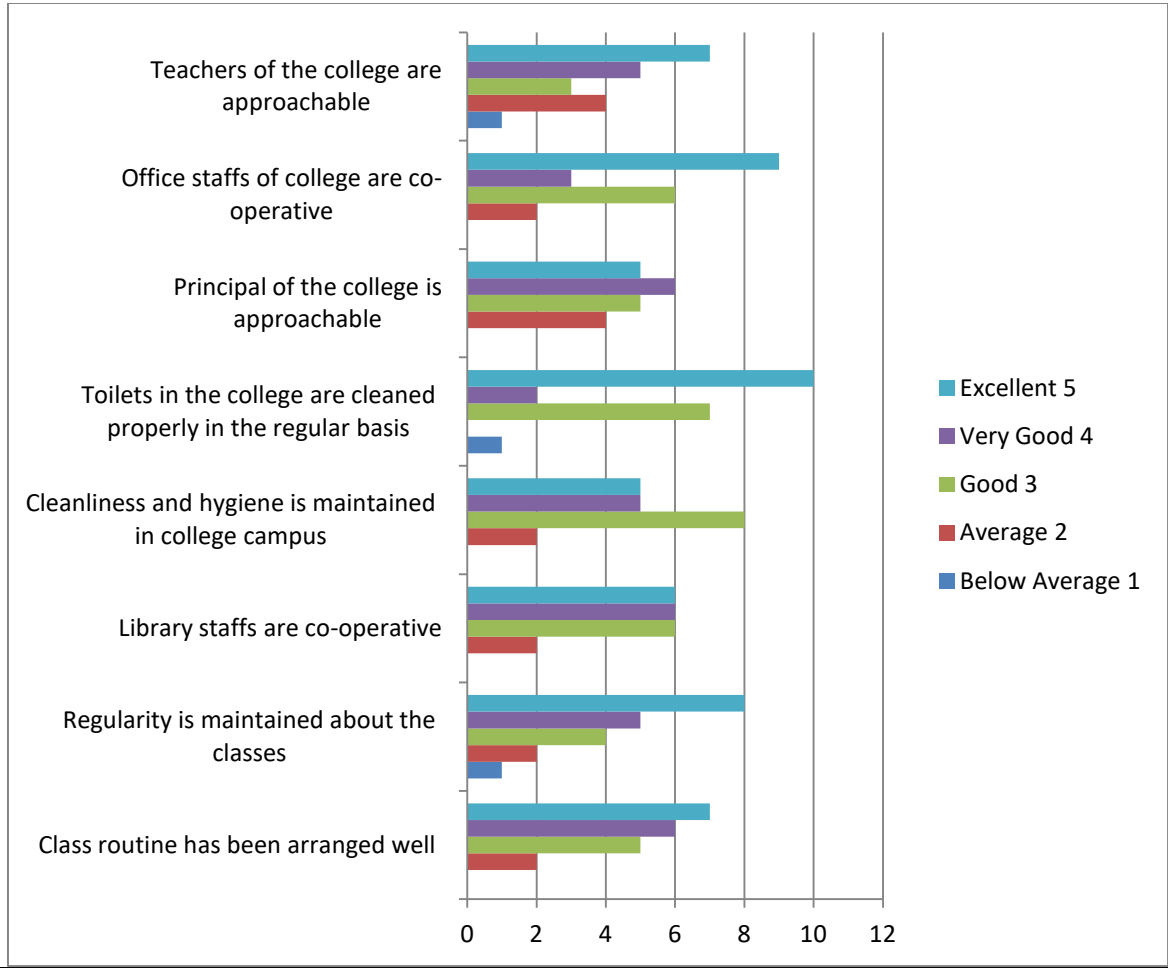
Bengali



This report presents an analysis of parent feedback collected for the Bengali Department, focusing on 43 responses. The feedback indicates a satisfactory to very good level of satisfaction with the department's performance.

8

Political Science



The feedback received from parents for the political Science Department indicates a generally positive perception and satisfaction with the department's performance. While the majority of feedback falls within the "Very Good" and "Satisfactory" categories, there is room for improvement in certain areas to elevate the department's performance further.

9	College Overall	<table border="1"> <caption>Parent Feedback Data</caption> <thead> <tr> <th>Parameter</th> <th>Excellent 5</th> <th>Very Good 4</th> <th>Good 3</th> <th>Average 2</th> <th>Below Average 1</th> </tr> </thead> <tbody> <tr> <td>Teachers of the college are approachable</td> <td>36</td> <td>48</td> <td>41</td> <td>33</td> <td>8</td> </tr> <tr> <td>Office staffs of college are co-operative</td> <td>40</td> <td>38</td> <td>48</td> <td>33</td> <td>7</td> </tr> <tr> <td>Principal of the college is approachable</td> <td>36</td> <td>37</td> <td>47</td> <td>40</td> <td>6</td> </tr> <tr> <td>Toilets in the college are cleaned properly in the regular basis</td> <td>37</td> <td>31</td> <td>55</td> <td>36</td> <td>7</td> </tr> <tr> <td>Cleanliness and hygiene is maintained in college campus</td> <td>36</td> <td>47</td> <td>44</td> <td>32</td> <td>7</td> </tr> <tr> <td>Library staffs are co-operative</td> <td>35</td> <td>43</td> <td>47</td> <td>33</td> <td>8</td> </tr> <tr> <td>Regularity is maintained about the classes</td> <td>32</td> <td>30</td> <td>54</td> <td>33</td> <td>18</td> </tr> <tr> <td>Class routine has been arranged well</td> <td>45</td> <td>47</td> <td>36</td> <td>31</td> <td>7</td> </tr> </tbody> </table>	Parameter	Excellent 5	Very Good 4	Good 3	Average 2	Below Average 1	Teachers of the college are approachable	36	48	41	33	8	Office staffs of college are co-operative	40	38	48	33	7	Principal of the college is approachable	36	37	47	40	6	Toilets in the college are cleaned properly in the regular basis	37	31	55	36	7	Cleanliness and hygiene is maintained in college campus	36	47	44	32	7	Library staffs are co-operative	35	43	47	33	8	Regularity is maintained about the classes	32	30	54	33	18	Class routine has been arranged well	45	47	36	31	7	<p>The feedback received from parents across various parameters indicates a generally positive perception of the college's performance. While the majority of feedback is positive, there are areas that require attention and improvement to enhance the overall satisfaction levels further.</p>
Parameter	Excellent 5	Very Good 4	Good 3	Average 2	Below Average 1																																																				
Teachers of the college are approachable	36	48	41	33	8																																																				
Office staffs of college are co-operative	40	38	48	33	7																																																				
Principal of the college is approachable	36	37	47	40	6																																																				
Toilets in the college are cleaned properly in the regular basis	37	31	55	36	7																																																				
Cleanliness and hygiene is maintained in college campus	36	47	44	32	7																																																				
Library staffs are co-operative	35	43	47	33	8																																																				
Regularity is maintained about the classes	32	30	54	33	18																																																				
Class routine has been arranged well	45	47	36	31	7																																																				
10	Conclusion	<p>This report offers a comprehensive overview of the parent feedback received across different parameters related to the college's performance. It serves as a valuable resource for the college administration, faculty, and stakeholders to understand parent perceptions, identify strengths and areas for improvement, and make informed decisions to enhance the overall educational experience and satisfaction levels within the college community.</p>																																																							

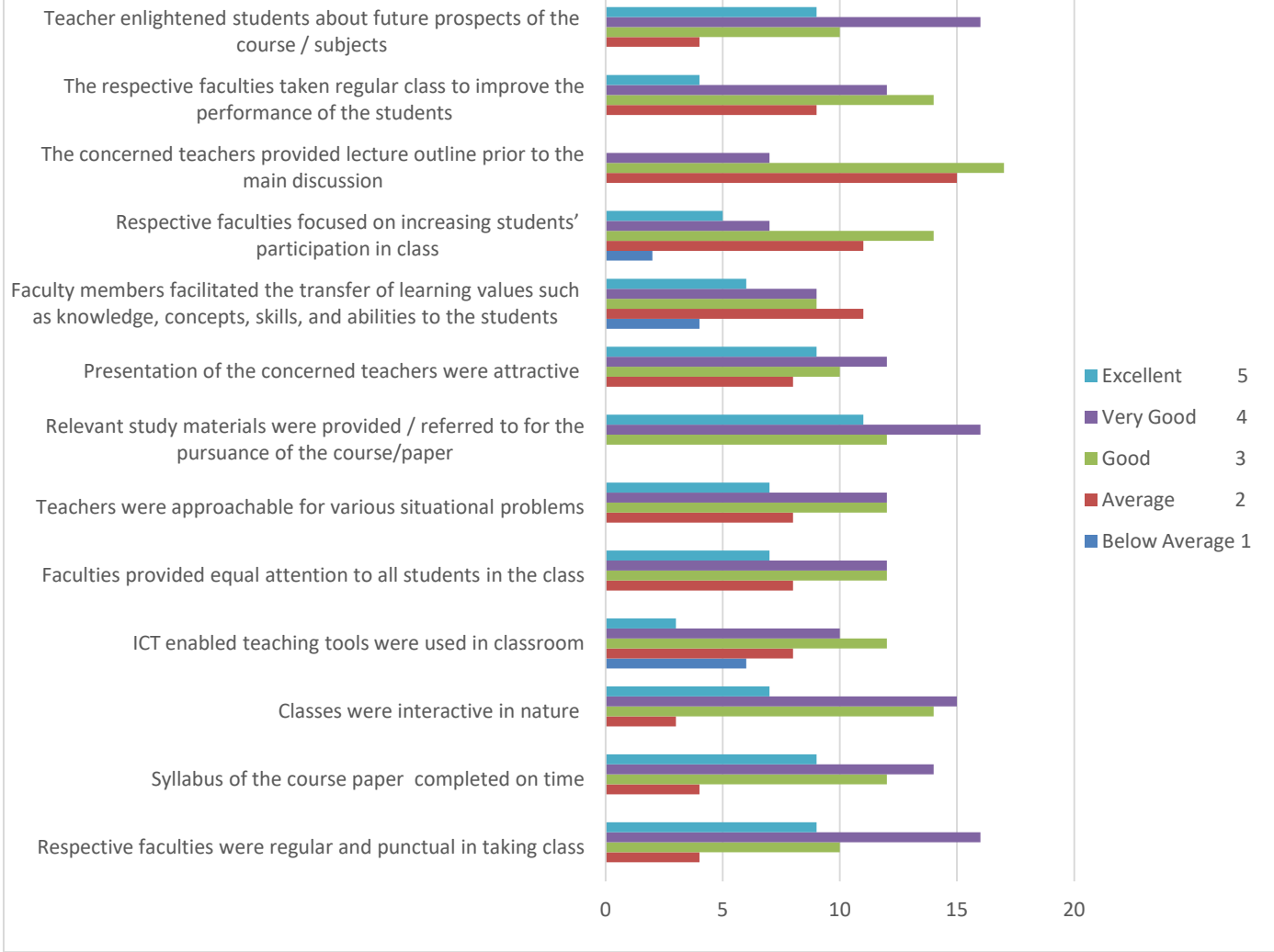
Alumni Feedback Analysis 2022-23
Hiralal Bhakat College
Nalhati, Birbhum

Analyzing Alumni feedback against specific parameters such as class routine, regularity, library staff cooperation, cleanliness, hygiene, approachability of principal, office staff cooperation, and teacher approachability reflects valuable insights into areas of strength and opportunities for improvement. By adopting a systematic approach to data analysis, our colleges can effectively address Alumni concerns, enhance the overall educational experience, and build trust within the educational community. Alumni feedback analysis of each department as well as the college has been summarized as below:

Sl. No.	Departments	Feedback Scenarios	Remarks																																																																														
1	Philosophy	<p>The chart displays the following data for each scenario:</p> <table border="1"> <thead> <tr> <th>Scenario</th> <th>Excellent (5)</th> <th>Very Good (4)</th> <th>Good (3)</th> <th>Average (2)</th> <th>Below Average (1)</th> </tr> </thead> <tbody> <tr> <td>Teacher enlightened students about future prospects of the course / subjects</td> <td>6</td> <td>5</td> <td>3</td> <td>2</td> <td>0</td> </tr> <tr> <td>The respective faculties taken regular class to improve the performance of the students</td> <td>4</td> <td>5</td> <td>4</td> <td>3</td> <td>0</td> </tr> <tr> <td>The concerned teachers provided lecture outline prior to the main discussion</td> <td>3</td> <td>6</td> <td>3</td> <td>3</td> <td>1</td> </tr> <tr> <td>Respective faculties focused on increasing students' participation in class</td> <td>6</td> <td>5</td> <td>3</td> <td>2</td> <td>0</td> </tr> <tr> <td>Presentation of the concerned teachers were attractive</td> <td>4</td> <td>5</td> <td>4</td> <td>2</td> <td>1</td> </tr> <tr> <td>Relevant study materials were provided / referred to for the pursuance of the course/paper</td> <td>7</td> <td>5</td> <td>4</td> <td>0</td> <td>0</td> </tr> <tr> <td>Teachers were approachable for various situational problems</td> <td>3</td> <td>5</td> <td>4</td> <td>3</td> <td>1</td> </tr> <tr> <td>Faculties provided equal attention to all students in the class</td> <td>3</td> <td>5</td> <td>5</td> <td>3</td> <td>0</td> </tr> <tr> <td>ICT enabled teaching tools were used in classroom</td> <td>2</td> <td>4</td> <td>6</td> <td>3</td> <td>1</td> </tr> <tr> <td>Classes were interactive in nature</td> <td>4</td> <td>6</td> <td>4</td> <td>2</td> <td>0</td> </tr> <tr> <td>Syllabus of the course paper completed on time</td> <td>5</td> <td>7</td> <td>3</td> <td>1</td> <td>0</td> </tr> <tr> <td>Respective faculties were regular and punctual in taking class</td> <td>5</td> <td>7</td> <td>3</td> <td>1</td> <td>0</td> </tr> </tbody> </table>	Scenario	Excellent (5)	Very Good (4)	Good (3)	Average (2)	Below Average (1)	Teacher enlightened students about future prospects of the course / subjects	6	5	3	2	0	The respective faculties taken regular class to improve the performance of the students	4	5	4	3	0	The concerned teachers provided lecture outline prior to the main discussion	3	6	3	3	1	Respective faculties focused on increasing students' participation in class	6	5	3	2	0	Presentation of the concerned teachers were attractive	4	5	4	2	1	Relevant study materials were provided / referred to for the pursuance of the course/paper	7	5	4	0	0	Teachers were approachable for various situational problems	3	5	4	3	1	Faculties provided equal attention to all students in the class	3	5	5	3	0	ICT enabled teaching tools were used in classroom	2	4	6	3	1	Classes were interactive in nature	4	6	4	2	0	Syllabus of the course paper completed on time	5	7	3	1	0	Respective faculties were regular and punctual in taking class	5	7	3	1	0	<p>Alumni feedback in Philosophy department based on a rating scale ranging from "Below Average" to "Excellent" against specific parameters has been analyzed. Here the overall reflection of the concerned Alumni indicates a satisfactory level. Some below rating feedbacks are also indicates some weaknesses which must be overcome very soon from our college end.</p>
Scenario	Excellent (5)	Very Good (4)	Good (3)	Average (2)	Below Average (1)																																																																												
Teacher enlightened students about future prospects of the course / subjects	6	5	3	2	0																																																																												
The respective faculties taken regular class to improve the performance of the students	4	5	4	3	0																																																																												
The concerned teachers provided lecture outline prior to the main discussion	3	6	3	3	1																																																																												
Respective faculties focused on increasing students' participation in class	6	5	3	2	0																																																																												
Presentation of the concerned teachers were attractive	4	5	4	2	1																																																																												
Relevant study materials were provided / referred to for the pursuance of the course/paper	7	5	4	0	0																																																																												
Teachers were approachable for various situational problems	3	5	4	3	1																																																																												
Faculties provided equal attention to all students in the class	3	5	5	3	0																																																																												
ICT enabled teaching tools were used in classroom	2	4	6	3	1																																																																												
Classes were interactive in nature	4	6	4	2	0																																																																												
Syllabus of the course paper completed on time	5	7	3	1	0																																																																												
Respective faculties were regular and punctual in taking class	5	7	3	1	0																																																																												

2

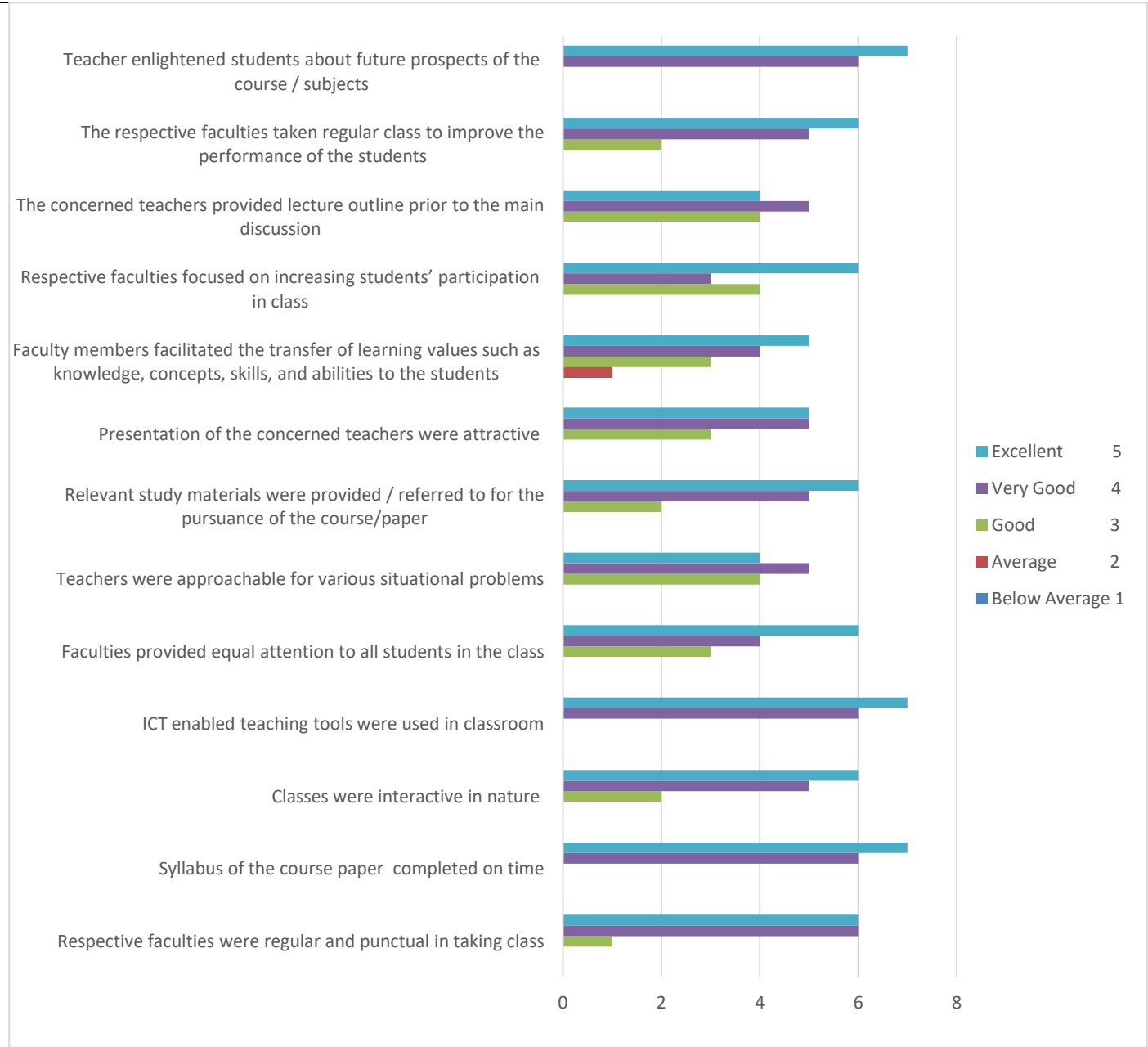
History



This report presents an analysis of Alumni feedback collected for the History Department, focusing on 39 responses. The feedback indicates a positive perception of the department's performance, with results ranging from "Good" to "Very Good."

3

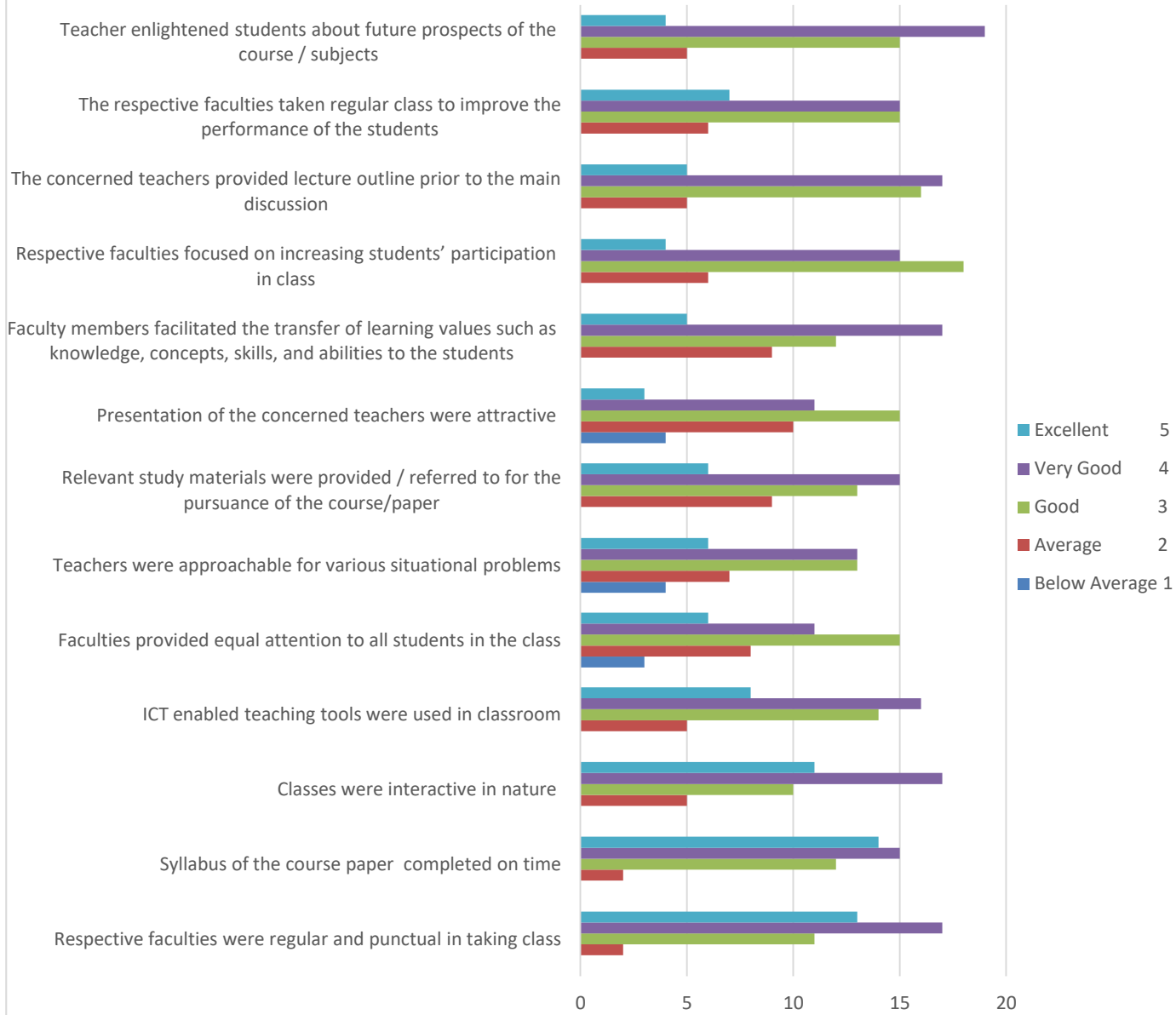
Geography



The feedback received from Alumni for the Geography Department indicates a high level of satisfaction and appreciation for the department's performance. The accolades received for teaching excellence, curriculum relevance, faculty support, and facilities highlight the department's commitment to providing a high-quality educational experience that meets and exceeds Alumni' expectations.

4

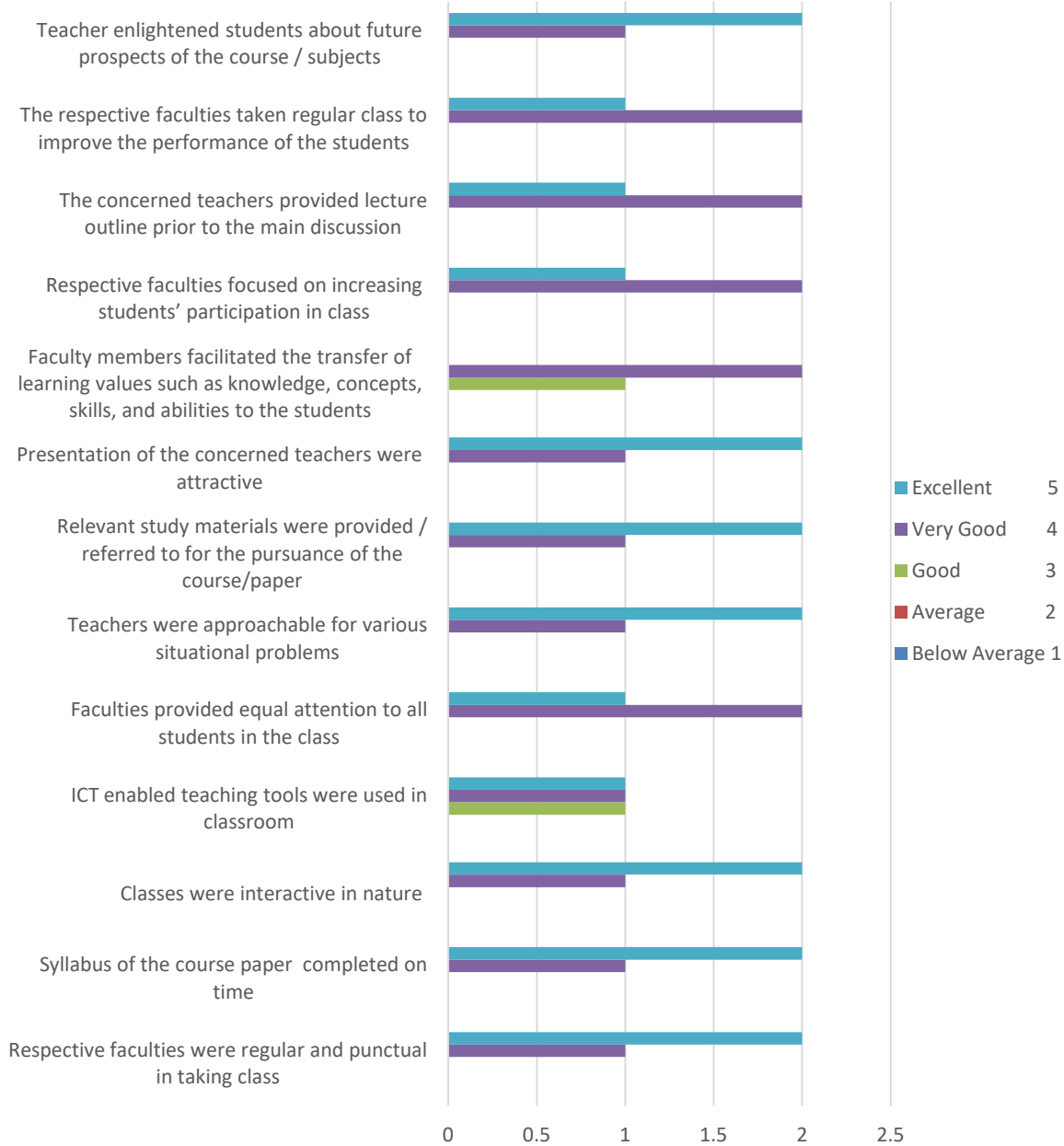
English



The feedback received from Alumni for the English Department indicates a high level of satisfaction and appreciation for the department's performance. The accolades received for teaching excellence, curriculum relevance, faculty support, and facilities highlight the department's commitment to providing a high-quality educational experience that meets and exceeds Alumni expectations.

5

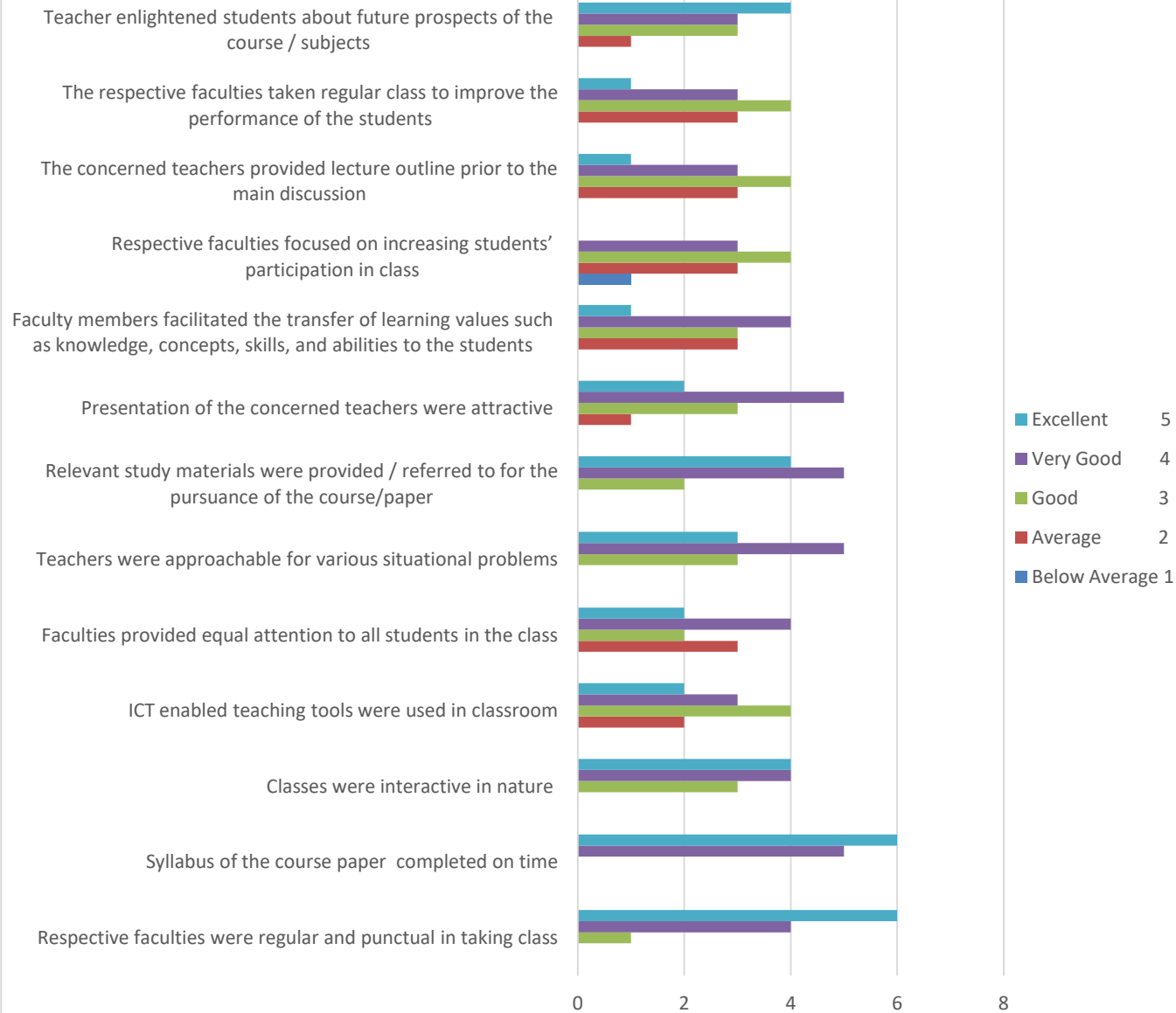
Commerce



This report presents an analysis of Alumni feedback collected for the Commerce Department, focusing on 03 responses. The feedback indicates a positive perception of the department's performance, with results ranging from "Good" to "Very Good" to "Excellent."

6

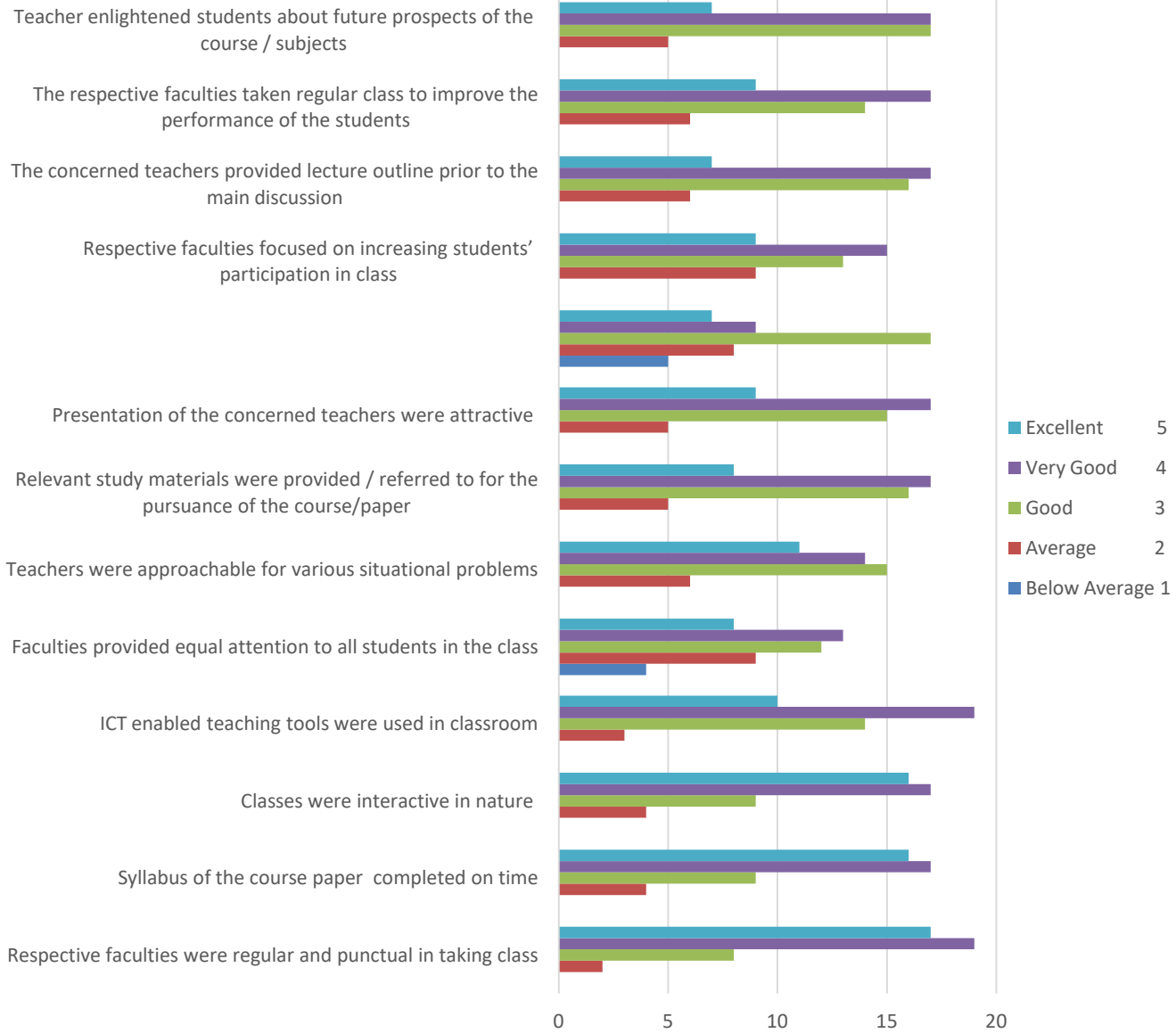
Sanskrit



This report presents an analysis of Alumni feedback collected for the Sanskrit Department, focusing on 11 responses. The feedback indicates a positive perception of the department's performance, with results ranging from "Good" to "Very Good" to "Excellent."

7

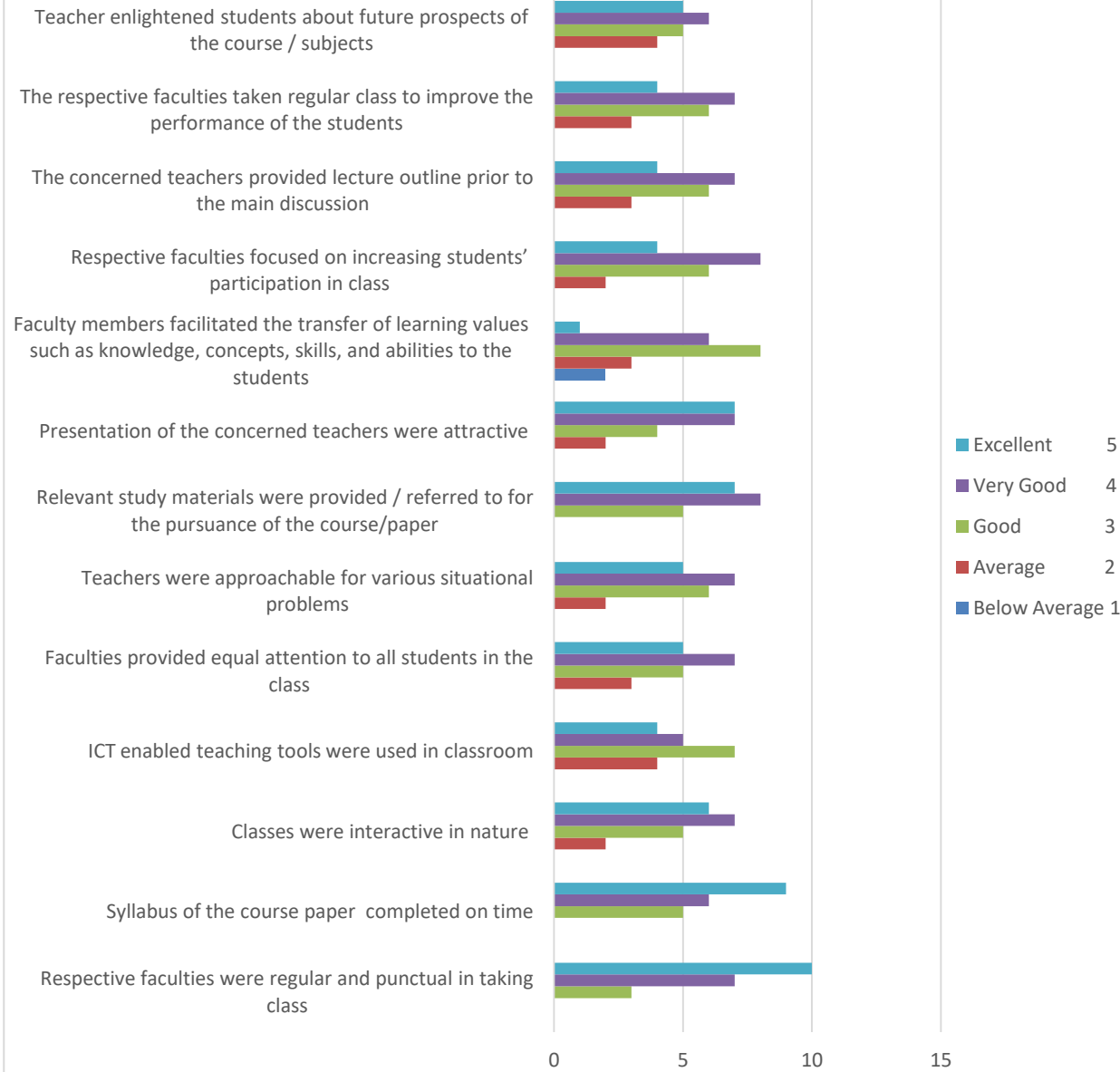
Bengali



This report presents an analysis of Alumni feedback collected for the Bengali Department, focusing on 46 responses. The feedback indicates a satisfactory to very good level of satisfaction with the department's performance.

8

Political Science

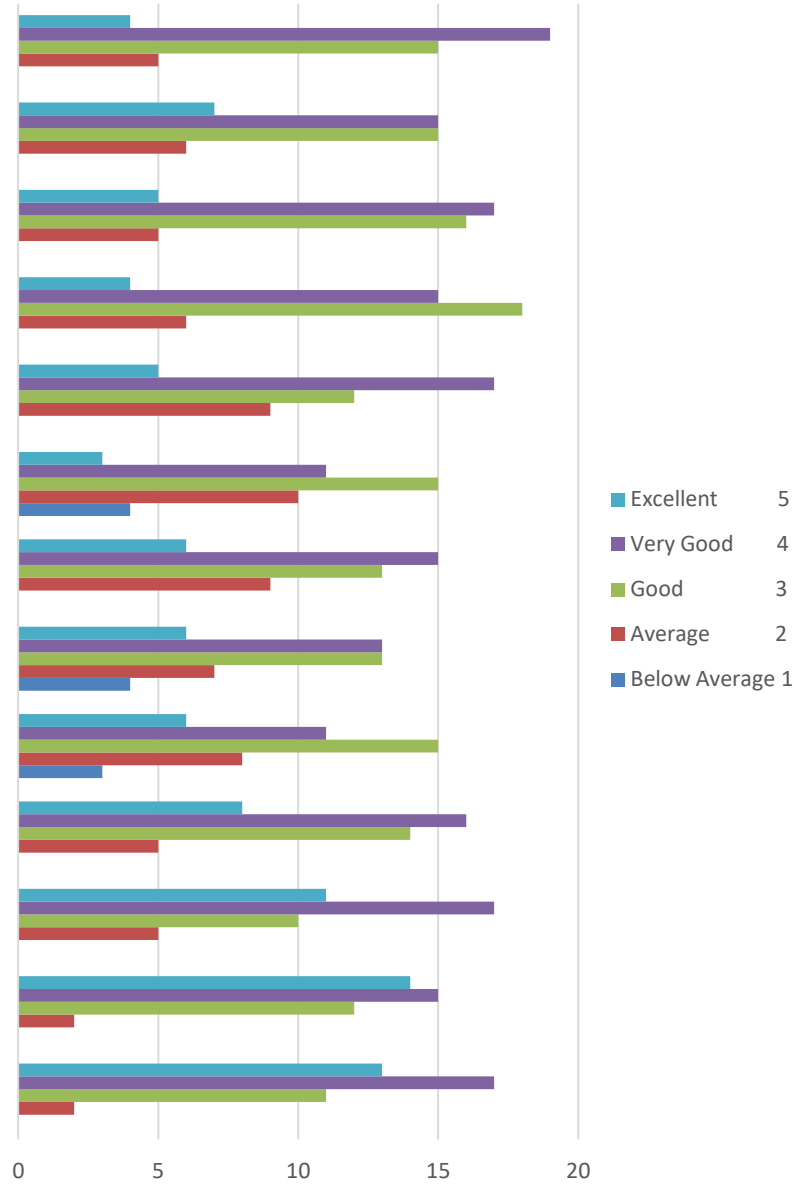


The feedback received from Alumni for the political Science Department indicates a generally positive perception and satisfaction with the department's performance. While the majority of feedback falls within the "Very Good" and "Satisfactory" categories, there is room for improvement in certain areas to elevate the department's performance further.

9

Physical Education, Mathematics, Urdu, Arabic, Physics, Computer Science

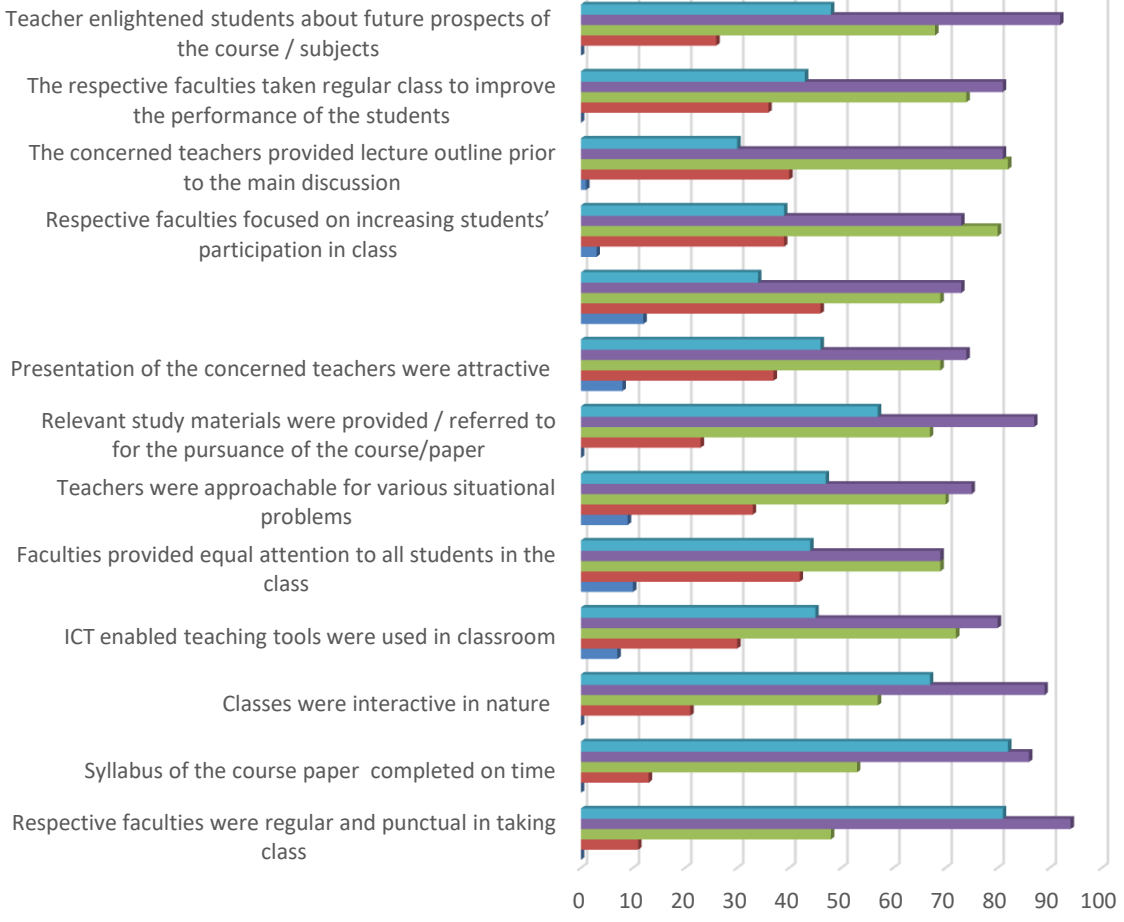
- Teacher enlightened students about future prospects of the course / subjects
- The respective faculties taken regular class to improve the performance of the students
- The concerned teachers provided lecture outline prior to the main discussion
- Respective faculties focused on increasing students' participation in class
- Presentation of the concerned teachers were attractive
- Relevant study materials were provided / referred to for the pursuance of the course/paper
- Teachers were approachable for various situational problems
- Faculties provided equal attention to all students in the class
- ICT enabled teaching tools were used in classroom
- Classes were interactive in nature
- Syllabus of the course paper completed on time
- Respective faculties were regular and punctual in taking class



Alumni feedback of these departments based on a rating scale ranging from "Below Average" to "Excellent" against specific parameters has been analyzed. Here the overall reflection of the concerned Alumni indicates a satisfactory level. Some below rating feedbacks are also indicates some weaknesses which must be overcome very soon from our college end.

10

College Overall



The feedback received from Alumni across various parameters indicates a generally positive perception of the college's performance. While the majority of feedback is positive, there are areas that require attention and improvement to enhance the overall satisfaction levels further.

11

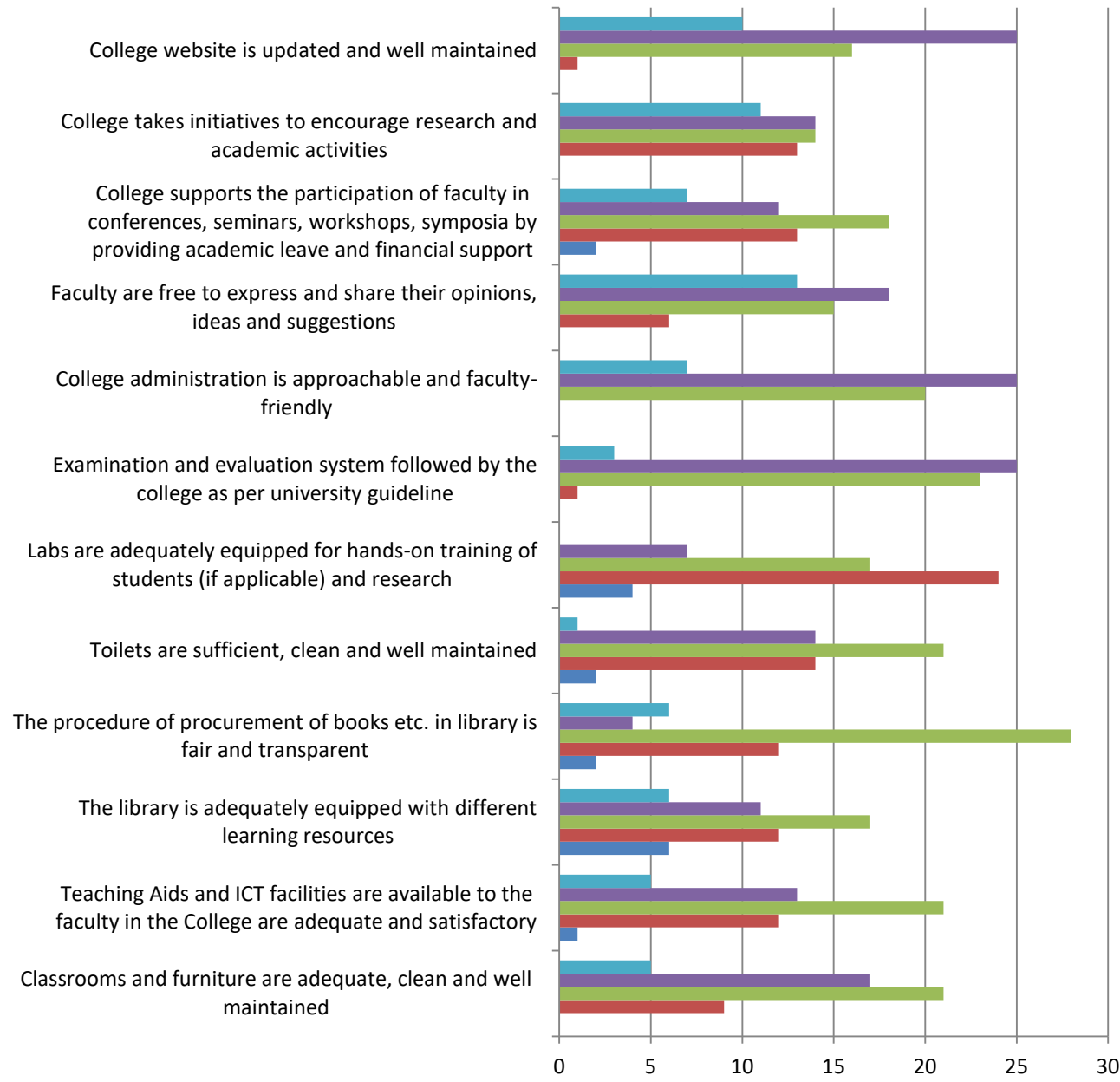
Conclusion

This report offers a comprehensive overview of the parent feedback received across different parameters related to the college's performance. It serves as a valuable resource for the college administration, faculty, and stakeholders to understand parent perceptions, identify strengths and areas for improvement, and make informed decisions to enhance the overall educational experience and satisfaction levels within the college community.

Employees' Feedback Analysis 2022-23
Hiralal Bhakat College
Nalhati, Birbhum

Employee feedback serves as a valuable tool for understanding the strengths and areas for improvement within an organization, including educational institutions like colleges. It provides insights into various aspects that directly impact the daily experiences of faculty and staff, influencing their productivity, satisfaction, and overall well-being. In this report, we analyze the feedback received from employees regarding the overall college environment, encompassing the physical infrastructure, administrative practices, academic offerings, and research activities. The aim is to identify the areas of excellence and opportunities for enhancement, guiding strategic initiatives to create a supportive and thriving environment for all members of the college.

1 Employees:
Full Time-
22, SACT-30



This report presents an analysis of the feedback received from 52 employees regarding various aspects of our college, specifically focusing on physical infrastructure, academic and research endeavors, and administrative operations. 85% of respondents expressed satisfaction with the quality and maintenance of physical infrastructure.

Employees appreciated the modern facilities, well-equipped laboratories, and conducive learning environments. 90% of respondents praised the quality of academic programs and the expertise of faculty members.

Employees highlighted the availability of research opportunities and support for scholarly endeavors.

2	Conclusion	The feedback analysis reveals a well foundation in physical infrastructure, academic and research endeavors, and administrative operations within our college. While there is widespread satisfaction among employees, there are also valuable insights and opportunities for improvement identified. By addressing the areas for enhancement outlined in this report, we can further enhance employee satisfaction, productivity, and overall organizational effectiveness.
---	------------	--

Areas for improvement and Actions to be taken

Based on the feedback analysis from employees in the college, several areas for improvement have been identified across different aspects of the institution. Here are the key areas for improvement and corresponding action plans:

Areas for improvement	Actions to be taken
<ul style="list-style-type: none"> ➤ Upgrade facilities such as libraries, laboratories, and recreational spaces ➤ Improve maintenance and cleanliness standards across campus ➤ Enhance teaching methodologies to promote active learning and student engagement ➤ Enhancements in accessibility features, such as ramps and elevators ➤ More professional development opportunities ➤ Enhance interdisciplinary collaboration and networking among departments ➤ More transparency in decision-making and policy implementation ➤ Strengthen connections with alumni through networking opportunities, mentorship programs and alumni events 	<ul style="list-style-type: none"> ➤ Conduct a comprehensive accessibility audit to identify and address any deficiencies in infrastructure ➤ Provide access to digital libraries and resources ➤ Allocate budget and resources to explore opportunities and to create more green spaces and recreational areas on campus ➤ Develop a comprehensive professional development program to address employees' skill development needs ➤ Facilitate cross-departmental collaboration through networking events, seminars, and joint research projects ➤ Engage with students, faculty, alumni, and other stakeholders in regular discussions and forums to understand their needs and concerns better ➤ Establish a system for continuous monitoring and review of the implemented actions to ensure effectiveness and make necessary adjustments

By addressing these areas for improvement and implementing the corresponding action plans, the college can enhance its overall performance, stakeholder satisfaction, and institutional effectiveness. Regular monitoring and evaluation of progress will be essential to ensure the success and sustainability of these initiatives over time.

Principal
Hiralal Bhakat College
Nalhati, Birbhum



Principal
Hiralal Bhakat College
Nalhati, Birbhum